

In May of 2010 I stepped back into the role of running Burton on a day-to-day basis (with a little help from Donna). Getting back to the daily operations has been a jolt of energy and a dose of humility. I feel more focused and inspired than ever.

Reconnecting with our dealers on a global and local level and growing those relationships has been an eye-opening experience. It's a priority for me and everyone at Burton, and hopefully you've begun to feel the impact.

As far as the 2012 product line goes, it kind of speaks for itself, but I'll let you be the judge.

Let it snow,

*Jake Burton*



Remember when...



# MEN'S ULTIMATE SETUP



Board: Blunt 155  
Bindings: Custom  
Boots: Moto

Board: Hero 155  
Bindings: Mission EST  
Boots: Rampant

Board: Method 158  
Bindings: Diode EST  
Boots: SLX

Board: Sherlock 160  
Bindings: Cartel EST  
Boots: Raptor

Board: Custom Flying V 156  
Bindings: Malavita EST  
Boots: Ion

Board: Custom X 158  
Bindings: Prophecy  
Boots: Imperial

# WOMEN'S ULTIMATE SETUP



Board: Blender 148  
Bindings: Lexa EST  
Boots: Emerald

Board: Déjà Vu 151  
Bindings: Scribe EST  
Boots: Mint

Board: Lip-Stick 149  
Bindings: Lexa EST  
Boots: Sapphire

Board: Social 147  
Bindings: Stiletto  
Boots: Coco

Board: Feelgood 149  
Bindings: Escapade EST  
Boots: Q

Board: Fortress 151  
Bindings: Escapade EST  
Boots: Supreme

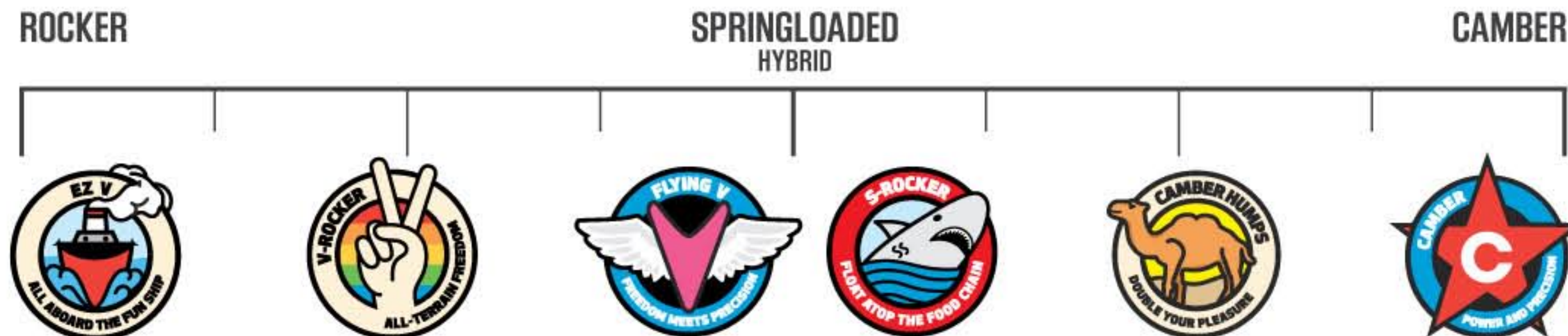


# MEN'S & WOMEN'S BOARDS

---

SPRINGLOADED | ROCKER | CAMBER

# BOARD BENDS

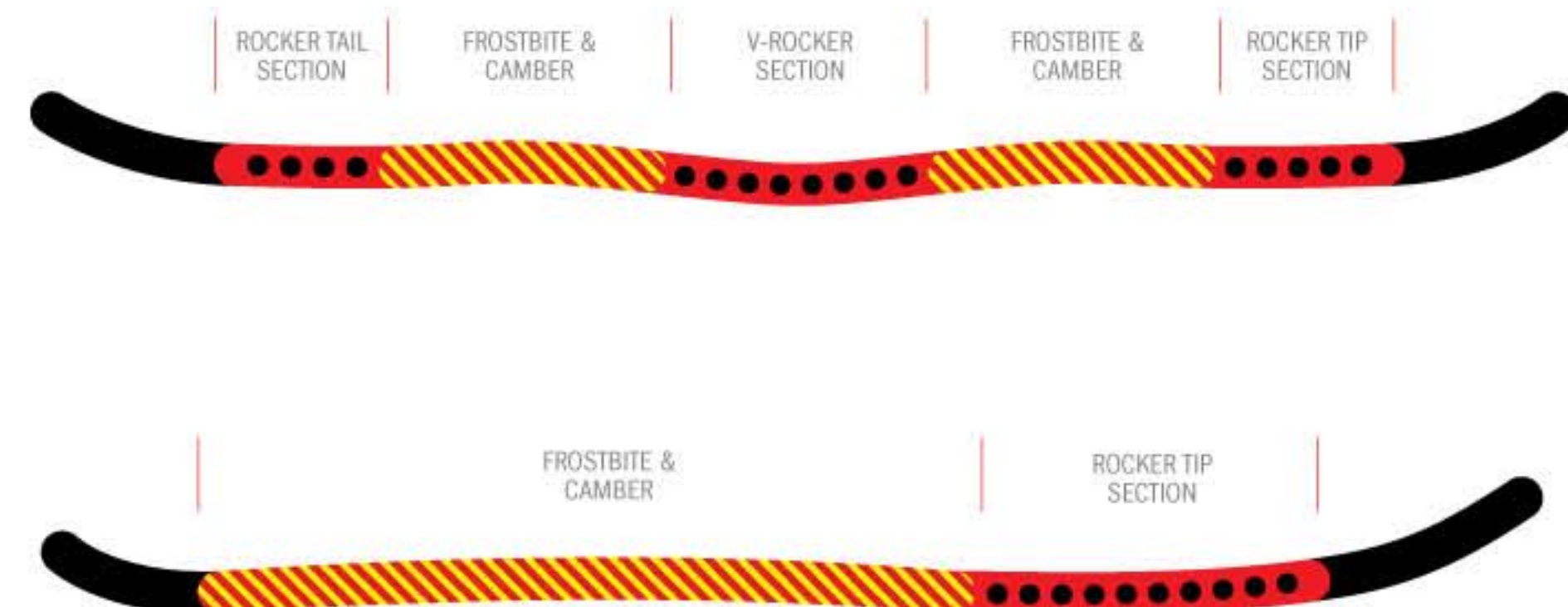


Loose, agile, and less catchy for a board that floats and turns easier and results in less fatigue.

## THE BEND SPECTRUM

A precise and snappy suspension for greater high-speed stability and more powerful edge control.

### A. SPRINGLOADED



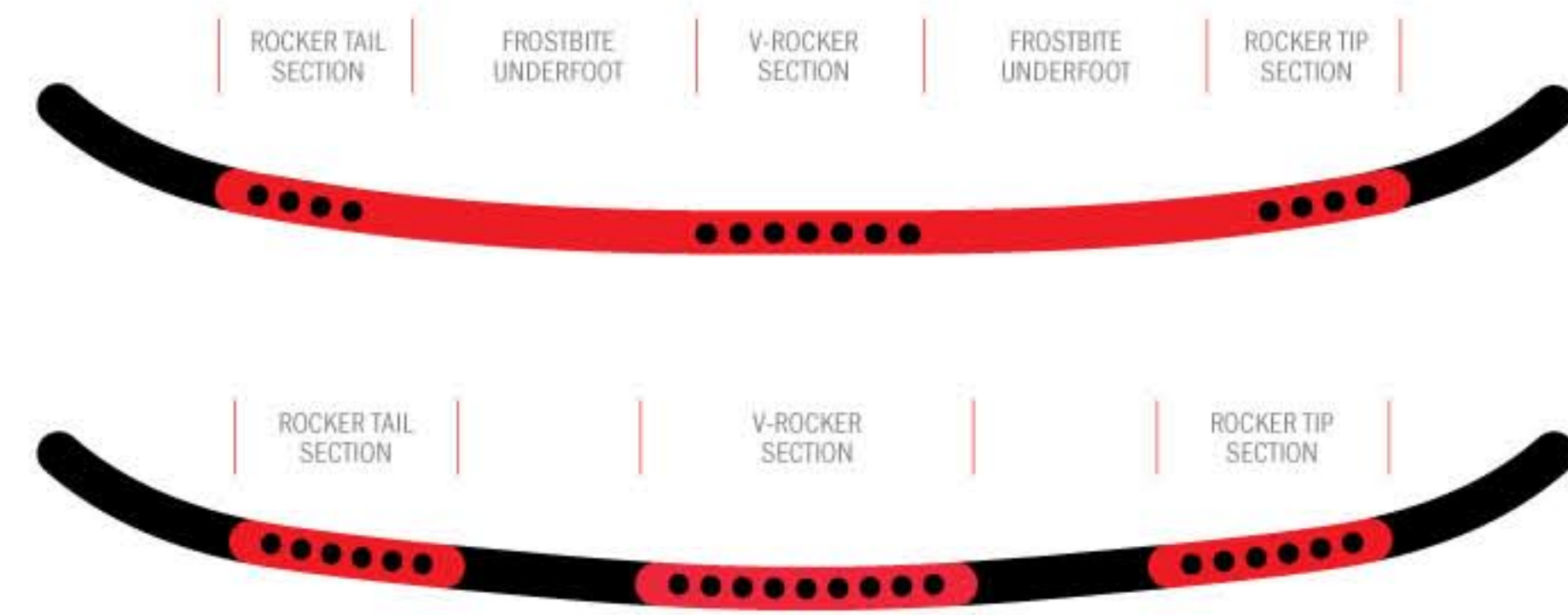
#### FLYING V

A Springloaded blend of camber and rocker performance, Flying V™ offers the best of both worlds. Rocker overall, including between and outside your feet, enhances playfulness and float through pow. Underneath your feet, subtle camber zones focus edge-control for crisp snap, added pop, and power through turns.

#### S-ROCKER

Speed and float are your friends, and that's what our Springloaded S-Rocker™ is all about. Entry rocker extends from the nose to under your front foot, then transitions to camber between your feet. Compressing the camber causes the entry rocker to naturally lift the nose, thus improving float while maintaining momentum and stability through deep-driving pow turns and variable conditions.

### B. ROCKER



#### V-ROCKER

Continuous rocker between your feet and in front of your feet towards the tip and tail creates catch-free playfulness and improved float from peak to park. Frostbite Edges enhance power and grip, balancing the board's overall loose and forgiving feel.

#### EZ V

Get right to the good times with our EZ V. Catch-free and forgiving, continuous rocker combines with the effortless edge control of a slightly tapered shape for more float, fun and all-around easiness regardless of terrain or condition.

### C. CAMBER



#### CAMBER

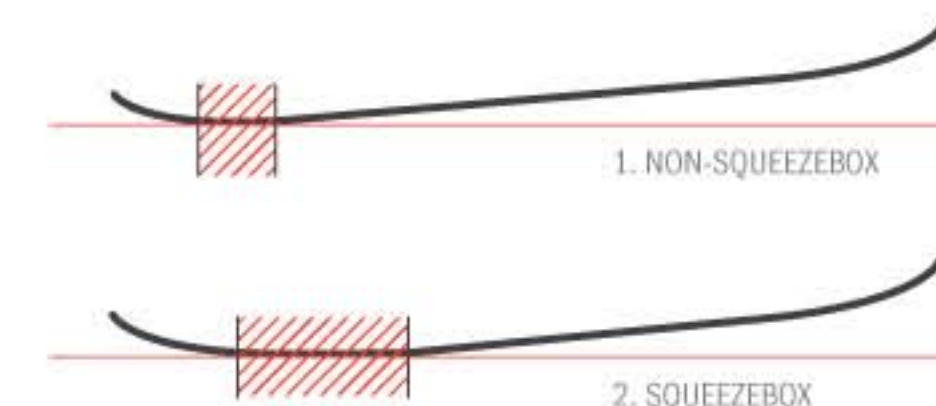
An advocate of powerful turns and poppy precision, camber speaks to the core values of board design. Offering a snappy suspension, camber distributes weight evenly over the entire length of the board allowing for smooth, continuous edge control from tip to tail.

# SQUEEZEBOX

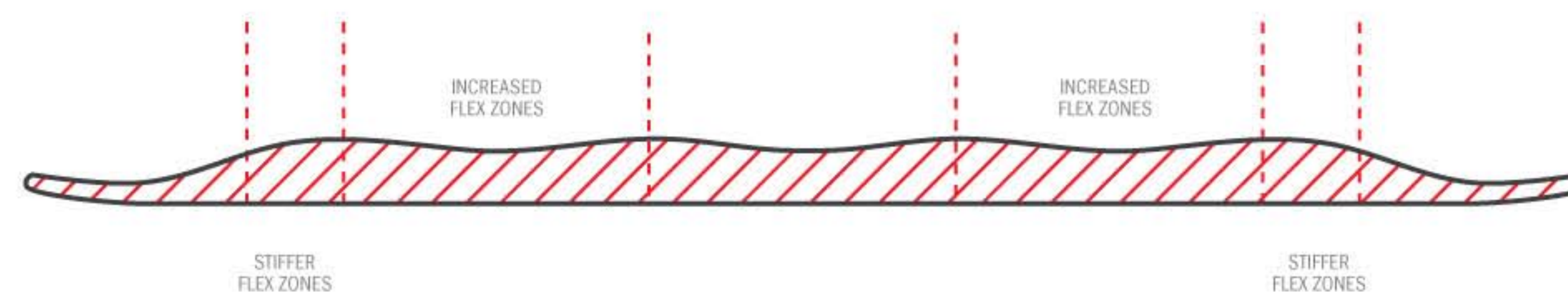
Squeezebox is a patent-pending technology that transfers energy outward from under your feet, energizing the tip and tail for added snap when exiting a turn and ollieing. Thinner core sections underfoot transition to thicker, more powerful areas between and outside your feet for a more stable board that can be powered up and manipulated with less effort.



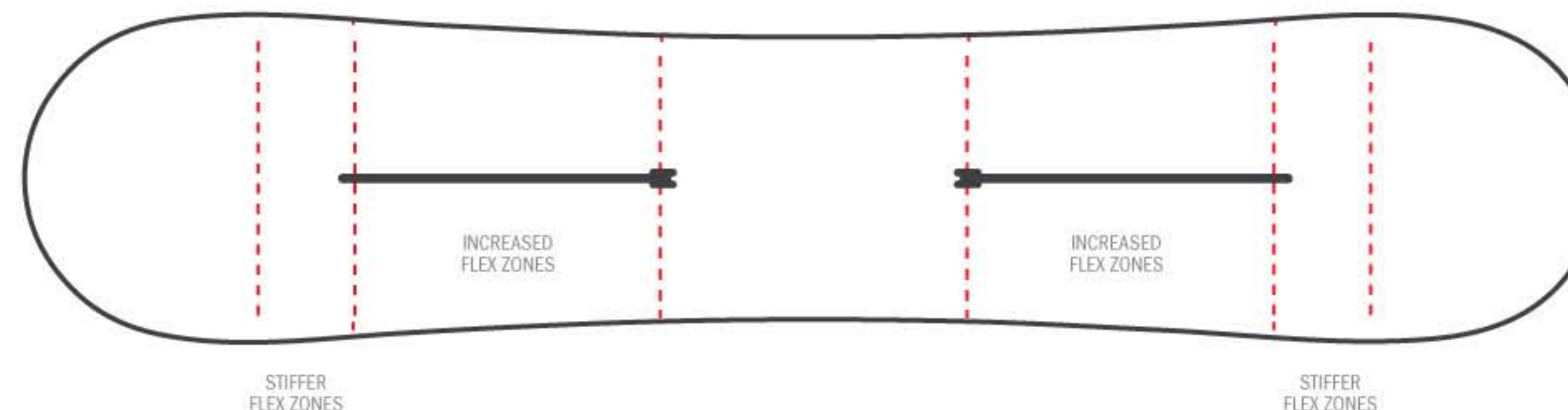
#### OLLIE CONTACT POINTS



### A. BOARD PROFILE



### B. TOP VIEW



# WOMEN'S-SPECIFIC TRUE FLEX DESIGN

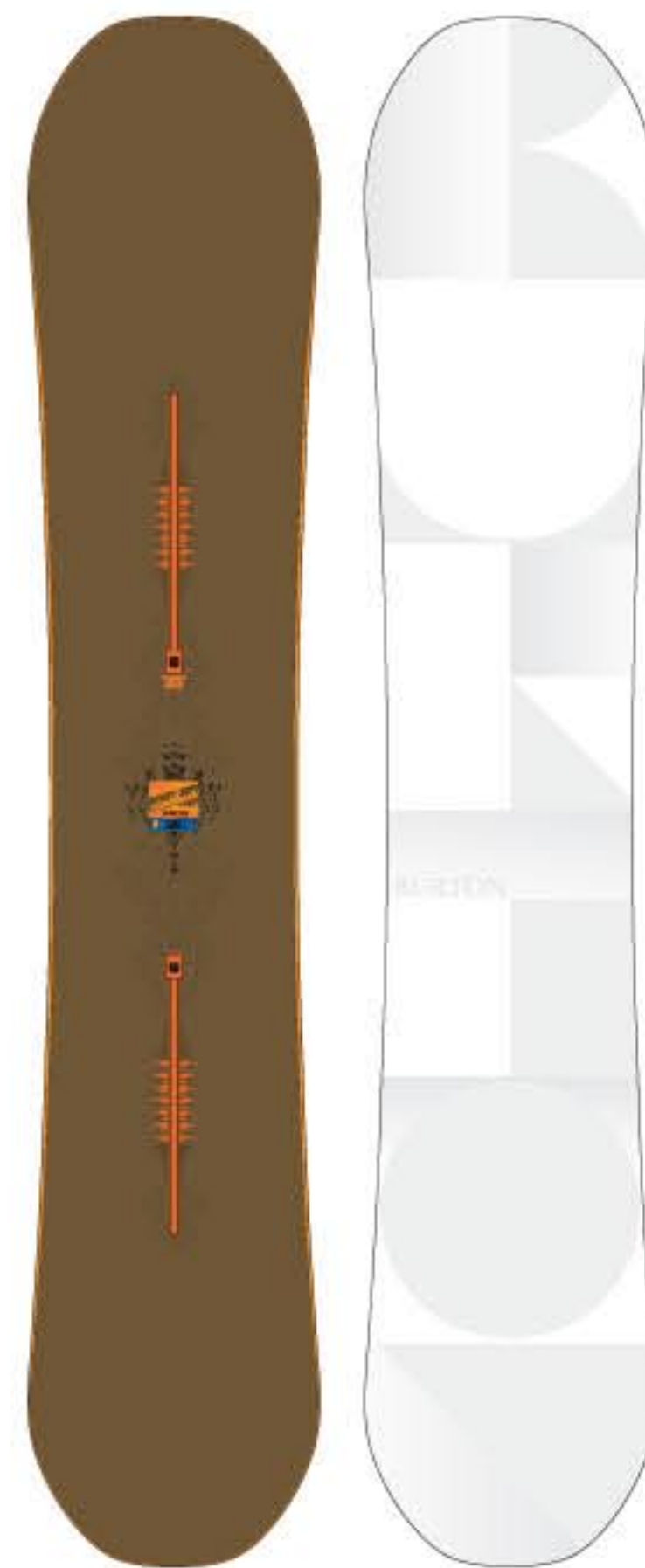
## TRUE FLEX™

Softening a board and painting it pink doesn't cut it for us. True Flex changes the paradigm in women's hardgoods by optimizing board design to match the geometry and finesse of female riders. Torsional softness underfoot transitions to stabilizing zones between and outside your feet. The result is improved stability, effortless edge control, and energized pop in the tip and tail.



R: ELLERY HOLLINGSWORTH L: SNOWPARK, NZ P: JEFF CURTES

# MEN'S SPRINGLOADED BOARDS



#### FLYING V

A Springloaded blend of camber and rocker performance, Flying V™ offers the best of both worlds. Rocker overall, including between and outside your feet, enhances playfulness and float through pow. Underneath your feet, subtle camber zones combine with Frostbite Edges, EGD, and The Channel to focus edge-control for crisp snap, added pop, and power through turns.



#### AVAILABLE ON

Method  
Custom  
Flying V  
Sherlock  
Process Flying V

#### MEN'S SPRINGLOADED BOARDS

PRODUCT NAME	FEATURED SIZE	FEEL	ITEM No.
METHOD	158CM (250 WW)	5	252441

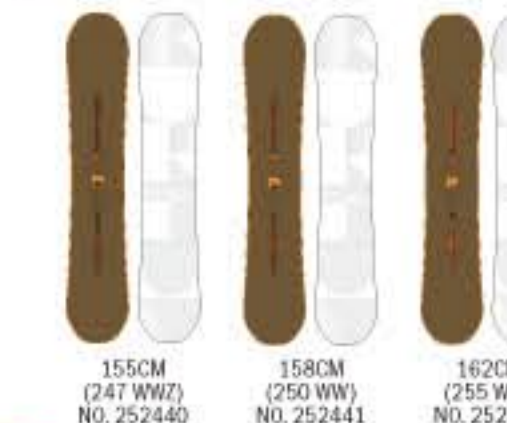
Lofty science meets laboratory madness.



#### PRODUCT DETAILS

- Heli Package
- UltraMeth™ Construction
- The Channel
- SPRINGLOADED: Flying V™
- SHAPE: Directional
- FLEX: Twin
- CORE: NEW Ultrafly™ with Multizone EGD™
- FIBERGLASS: S2 Methodskin with Carbon I-Beam™
- BASE: Methlon
- SIDEWALLS: Slimrail
- EXTRAS: Stainless Frostbite Edges, Pro-Tip™, and Infinite Ride™

#### AVAILABLE SIZES



#### GRAPHIC INFO

Not only does this graphic convey a look of weightlessness, but the application itself was considered in keeping it light.



#### MEN'S SPRINGLOADED BOARDS

PRODUCT NAME	FEATURED SIZE	FEEL	ITEM No.
CUSTOM FLYING V	158CM (254 WW)	5	252290

Squeeze out every ounce of power.



#### PRODUCT DETAILS

- Gondola Package
- The Channel
- SPRINGLOADED: Flying V™
- SHAPE: Directional
- FLEX: Twin
- CORE: Super Fly II™ with Dualzone™ EGD™
- FIBERGLASS: Triax™ Fiberglass, Lightning Bolts, and Carbon I-Beam™
- BASE: Sintered WFO
- SIDEWALLS: 10-45°
- EXTRAS: Squeezebox, Frostbite Edges, Pro-Tip™, Infinite Ride™, and Progressively Wider Waist Widths

#### AVAILABLE SIZES



#### GRAPHIC INFO

Inspired by an image we found while flipping through old advertising mags of a cartoon painted on a landscape that vanished into the distance.





NOTES

---



---



---

MEN'S SPRINGLOADED BOARDS

PRODUCT NAME	FEATURED SIZE	FEEL	ITEM No.
<b>FISH</b>	<b>156CM (255 WW)</b>	<b>5</b>	<b>252363</b>

Deep snow levitation.



PRODUCT DETAILS

- Gondola Package
- The Channel
- SPRINGLOADED: S-Rocker™
- SHAPE: Directional [30MM Taper]
- FLEX: Directional
- CORE: Super Fly II™ with Dualzone™ EGD™
- FIBERGLASS: Triax™ Fiberglass with Carbon I-Beam™
- BASE: Sintered WFO
- SIDEWALLS: Slimrail
- EXTRAS: **NEW** 150cm Fishcut, Swallow Tail, Ellip Nose Kick, Pro-Tip™, and **Infinite Ride™**
- Downsize 3 to 6cm From Normal Board Length

AVAILABLE SIZES



NOTES

---



---



---

MEN'S SPRINGLOADED BOARDS

PRODUCT NAME	FEATURED SIZE	FEEL	ITEM No.
<b>FREEBIRD</b>	<b>158CM (253 WW)</b>	<b>5</b>	<b>261266</b>

Split open and melt.



PRODUCT DETAILS

- Gondola Package
- SPRINGLOADED: S-Rocker™
- SHAPE: Directional [7MM Taper]
- FLEX: Directional
- CORE: Super Fly II™ Core with Dualzone™ EGD™ and **Negative Profile**
- FIBERGLASS: Triax™
- BASE: Sintered
- SIDEWALLS: 10:45°
- EXTRAS: Side Effects, Pro-Tip™, and **Infinite Ride™**
- Interface, Skins, and Crampons Sold Separately Through [www.voile-usa.com](http://www.voile-usa.com)

AVAILABLE SIZES



**NEW**

MEN'S SPRINGLOADED BOARDS

PRODUCT NAME	FEATURED SIZE	FEEL	ITEM No.
<b>BARRACUDA</b>	<b>157CM (252 WW)</b>	<b>5</b>	<b>252202</b>

Start a freeride feeding frenzy.



PRODUCT DETAILS


- Gondola Package
- The Channel
- SPRINGLOADED: S-Rocker™
- SHAPE: Directional [15MM Taper]
- FLEX: Directional
- CORE: Super Fly II™ with Dualzone™ EGD™
- FIBERGLASS: Triax™ Fiberglass with Carbon I-Beam™
- BASE: Sintered WFO
- SIDEWALLS: 10:45°
- EXTRAS: Frostbite Edges, Pro-Tip™, and **Infinite Ride™**
- Downsize 2 to 3cm From Normal Board Length

AVAILABLE SIZES



GRAPHIC INFO

Artist William Wasden of the Kwakwaka'wakw Nation in British Columbia provided this piece.



MEN'S SPRINGLOADED BOARDS

PRODUCT NAME	FEATURED SIZE	FEEL	ITEM No.
<b>SHERLOCK</b>	<b>160CM (254 WW)</b>	<b>5</b>	<b>252490</b>

Solving mysteries of the deep.



PRODUCT DETAILS

- Gondola Package
- The Channel
- SPRINGLOADED: Flying V™
- SHAPE: Twin-Like
- FLEX: Directional
- CORE: Super Fly II™ with Dualzone™ EGD™
- FIBERGLASS: Triax™ Fiberglass and Carbon I-Beam™
- BASE: Sintered
- SIDEWALLS: 10:45°
- EXTRAS: Side Effects, Smooth Ride™, Frostbite Edges, Pro-Tip™, and **Infinite Ride™**

AVAILABLE SIZES



GRAPHIC INFO

Simple, subtle, and unique. The bold, geometric styling gets the added dimension of a textured matte topsheet.





NOTES

---



---



---

MEN'S SPRINGLOADED BOARDS

<b>PRODUCT NAME</b>	<b>FEATURED SIZE</b>	<b>FEEL</b>	<b>ITEM No.</b>
PROCESS FLYING V	157CM MID (252 WW)	3	252479

All-terrain Flying Vehicle.



PRODUCT DETAILS

- Hi-Speed Quad Package
- The Channel
- SPRINGLOADED: **NEW** Flying V™
- SHAPE: Twin-Like
- FLEX: Directional
- CORE: Super Fly™ with Dualzone™ EGD™
- FIBERGLASS: Triax™
- BASE: Sintered
- SIDEWALLS: 10:45™
- EXTRAS: Smooth Ride™, Jumper Cables, Scoop, Prosbite Edges, Pro-Tip™, and Infinite Ride™

AVAILABLE SIZES



GRAPHIC INFO

The radial gradient (a first for Burton) brings a unique dimension that's taken further with stacked typography.







# MEN'S ROCKER BOARDS

R: MARK SOLLORS L: SNOWPARK, NEW ZEALAND P: ADAM MORAN



**SQUEEZEBOX**  
Squeezebox is a patent-pending technology that transfers energy outward from under your feet, energizing the tip and tail for added snap when exiting a turn and ollieing. Thinner core sections underfoot transition to thicker, more stable areas between and outside your feet for a more stable board that can be powered up and manipulated with less effort.

**AVAILABLE ON**  
Custom Flying V  
Joystick  
Hero  
Custom X  
Custom  
Aftermath

MEN'S ROCKER BOARDS

PRODUCT NAME	FEATURED SIZE	FEEL	ITEM No.
JOYSTICK	157CM MID (252 WW)	4	252408

Super futuristic fast forward freestyle.



PRODUCT DETAILS

- Gondola Package
- The Channel
- ROCKER: V-Rocker™
- SHAPE: Twin-Like
- FLEX: Directional
- CORE: Super Fly II™ with Dualzone™ EGD™
- FIBERGLASS: Triax™ Fiberglass with Carbon I-Beam™

- BASE: Sintered
- SIDEWALLS: 10:45™
- EXTRAS: **NEW** Squeezebox, Jumper Cables Hi-Voltage, Scoop, Frostbite Edges, Ellip Kicks, Pro-Tip™, and Infinite Ride™

AVAILABLE SIZES



GRAPHIC INFO

Richard Kern and Vice Magazine helped create this collage behind a cloud of darkness.



MEN'S ROCKER BOARDS

PRODUCT NAME	FEATURED SIZE	FEEL	ITEM No.
HERO	155CM MID (253 WW)	3	252382

Now even more heroic.



PRODUCT DETAILS

- Hi-Speed Quad Package
- The Channel
- ROCKER: V-Rocker™
- SHAPE: Twin-Like
- FLEX: Twin
- CORE: Super Fly™ with Dualzone™ EGD™

- FIBERGLASS: Triax™
- BASE: Sintered
- SIDEWALLS: 10:45™
- EXTRAS: **NEW** Squeezebox, Jumper Cables Hi-Voltage, Scoop, Frostbite Edges, Pro-Tip™, and Infinite Ride™

AVAILABLE SIZES



GRAPHIC INFO

We drew the characters on this board with our feet. Ok, no we didn't. But it kinda looks that way.





MID SPOON

A slight base convexity between your feet creates a super loose, catch-free feel that jibs without hang-ups and enhances foot control. The convexity also adds a bit of extra snap without sacrificing torsional softness—perfect for poppin' bigger ollies.

AVAILABLE ON  
Whammy Bar



MEN'S ROCKER BOARDS

PRODUCT NAME	FEATURED SIZE	FEEL	ITEM No.
WHAMMY BAR	155CM MID (252 WW)	3	252519

Triple cork the double kink.



PRODUCT DETAILS

- Hi-Speed Quad Package
- The Channel
- ROCKER: V-Rocker™
- SHAPE: Twin
- FLEX: Twin
- CORE: Super Fly™ with Dualzone™ EGD™
- FIBERGLASS: Dual Density Biax™
- BASE: Sintered
- SIDEWALLS: 10-45°
- EXTRAS: Mid Spoon, Scoop, Rail Ready™ Edge Tune, Ellip Kicks, Pro-Tip™, and Infinite Ride™

AVAILABLE SIZES



GRAPHIC INFO

For this one, the designer just tried to channel the visuals his mom was experiencing in the 60s. Thanks mom.



NOTES

---



---



---



MEN'S ROCKER BOARDS

PRODUCT NAME	FEATURED SIZE	FEEL	ITEM No.
CLASH	155CM (250 WW)	2	252259

More slash. Less cash.



PRODUCT DETAILS

- Double Chair Package
- Cruise Control
- ROCKER: EZ V
- SHAPE: Directional [3-6MM Taper Depending on Size]
- FLEX: Twin
- CORE: Fly™
- FIBERGLASS: Biax™
- BASE: Extruded
- SIDEWALLS: Slantwall
- EXTRAS: Cruise Control Edge Tune

AVAILABLE SIZES



GRAPHIC INFO

The Clash graphic keeps it clean and simple with bold typography and color blocking.



MEN'S ROCKER BOARDS

PRODUCT NAME	FEATURED SIZE	FEEL	ITEM No.
BLUNT	155CM (252 WW)	3	252213

Brown bagging it in the park.



PRODUCT DETAILS

- Double Chair Package
- Cruise Control
- ROCKER: V-Rocker™
- SHAPE: Twin
- FLEX: Twin
- CORE: Fly™
- FIBERGLASS: Biax™
- BASE: Extruded
- SIDEWALLS: 10-45°
- EXTRAS: Jumper Cables, Frostbite Edges with Rail Ready™ Edge Tune, and Pro-Tip™

AVAILABLE SIZES



GRAPHIC INFO

Part urban myth, part art school dropout, Bigfoot's beastly images first started popping up on the streets of San Francisco in 1994. ARTIST: Bigfoot [www.bigfootone.com]



MEN'S ROCKER BOARDS

PRODUCT NAME	FEATURED SIZE	FEEL	ITEM No.
BULLET	160CM WIDE (260 WW)	2	252227

Artillery for the big boot army.



PRODUCT DETAILS

- Double Chair Package
- Cruise Control
- ROCKER: EZ V
- SHAPE: Directional [3-6MM Taper Depending on Size]
- FLEX: Twin
- CORE: Fly™
- FIBERGLASS: Biax™
- BASE: Extruded
- SIDEWALLS: Slantwall
- EXTRAS: Cruise Control Edge Tune

AVAILABLE SIZES



GRAPHIC INFO

NYC's Mike Giant is a famous graffiti artist/tattoo guy/ fine artist/vegetarian who knows his typography well. Artist: Mike Giant [www.mikegiant.com]





NOTES

---



---



---

MEN'S ROCKER BOARDS

<b>PRODUCT NAME</b>	<b>FEATURED SIZE</b>	<b>FEEL</b>	<b>ITEM No.</b>
TWC STANDARD	157CM MID (253 WW)	2	252510


Nothing is standard when it's coming from Shaun.



PRODUCT DETAILS

- Double Chair Package
- ROCKER: EZ V
- SHAPE: Directional [3-5MM Taper Depending on Size]
- FLEX: Directional
- CORE: Fly®
- FIBERGLASS: Biax™
- BASE: Extruded
- SIDEWALLS: Slantwall

AVAILABLE SIZES



GRAPHIC INFO

Shaun worked with Norman Orr, a legendary poster artist for the iconic rock venue Fillmore West. The detail is insane. Artist: Norman Orr [www.normanorr.com]



R: JUSSI OKSANEN L: CERRO CATEDRAL, ARGENTINA P: BLOTTO



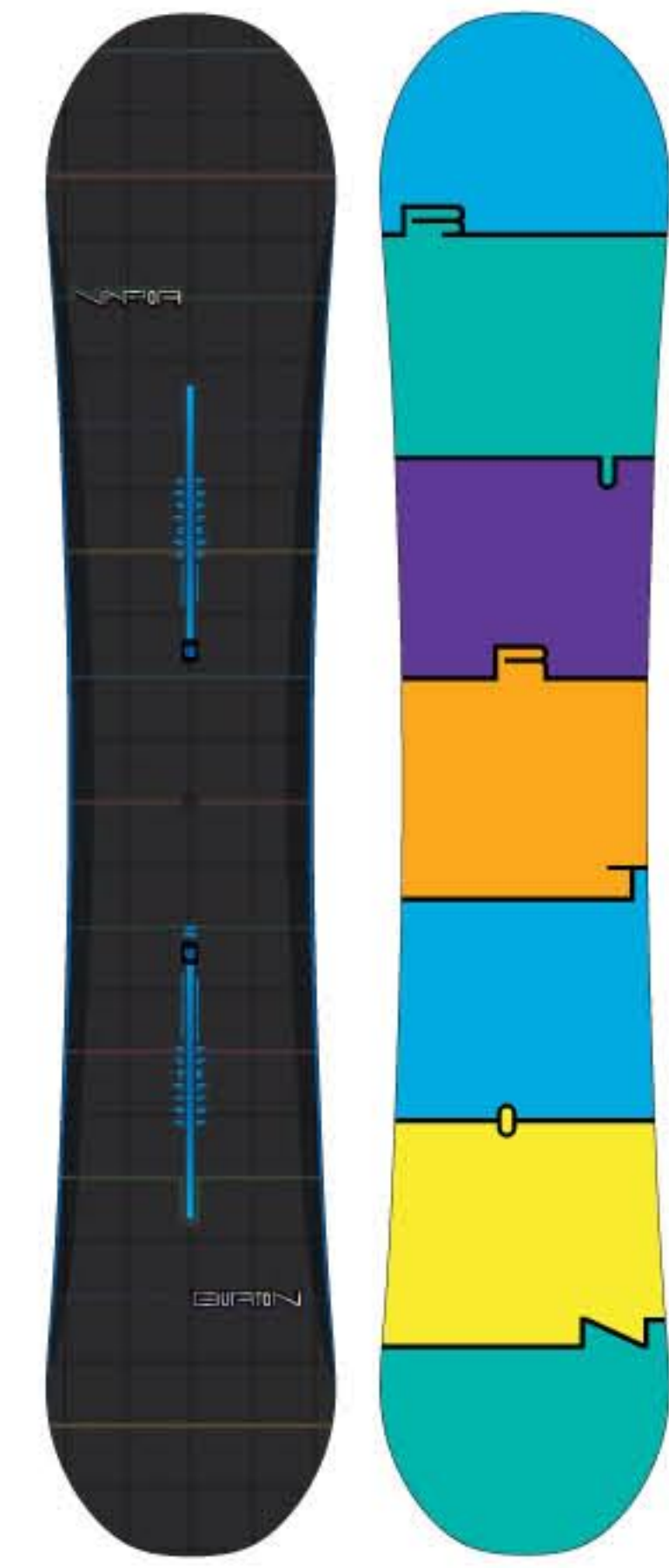
# MEN'S CAMBER BOARDS

R: MIKKEL BANG L: SNOWPARK, NEW ZEALAND P: JEFF CURTES



**NEW ULTRAFLY CORE**  
Our lightest core ever, Ultrafly introduces an engineered design that revolutionizes the strength-to-weight and performance that can be achieved with a wood core construction.

**AVAILABLE ON**  
Method  
Vapor



**MEN'S CAMBER BOARDS**

PRODUCT NAME	FEATURED SIZE	FEEL	ITEM No.
VAPOR	159CM (252 WW)	6	252515

The dream machine.



**PRODUCT DETAILS**


- Hell Package
- Vaportech™ Construction
- The Channel
- Camber
- SHAPE: Directional
- FLEX: Twin
- CORE: **NEW Ultrafly™** with Multizone EGD™
- FIBERGLASS: Carbon Vaporskin™ with Carbon I-Beam™
- BASE: Sintered WFO
- SIDEWALLS: Slimrail
- EXTRAS: Stainless Frostbite Edges, Pro-Tip™ and Infinite Ride™

**AVAILABLE SIZES**



**GRAPHIC INFO**

Spend enough time swimming at night with sharks and laser beams and you too can design this graphic.



**MEN'S CAMBER BOARDS**

PRODUCT NAME	FEATURED SIZE	FEEL	ITEM No.
CUSTOM X	158CM (249 WW)	7	252317

Mind-reading response meets mind-blowing performance.



**PRODUCT DETAILS**

- Tram Package
- The Channel
- Camber
- SHAPE: Directional
- FLEX: Twin
- CORE: **Dragonfly™** with Multizone EGD™
- FIBERGLASS: Vaporskin™ with Triax™ Fiberglass, Lightning Bolts Hi-Voltage, and Carbon I-Beam™
- BASE: Sintered WFO
- SIDEWALLS: Slantwall
- EXTRAS: **NEW** Squeezebox, Frostbite Edges, Pro-Tip™, and Infinite Ride™

**AVAILABLE SIZES**



**GRAPHIC INFO**

Let the X speak for itself. This board sees a lot of time in front of the lens, so we kept the graphic bold.





NOTES

---



---



---

MEN'S CAMBER BOARDS

PRODUCT NAME	FEATURED SIZE	FEEL	ITEM No.
CUSTOM	158CM (254 WW)	5	252282

Lord of the boards.



PRODUCT DETAILS

- Gondola Package
- The Channel
- Camber
- SHAPE: Directional
- FLEX: Twin
- CORE: Super Fly II™ with Dualzone™ EGD™
- FIBERGLASS: Triax™ Fiberglass, Lightning Bolts, and Carbon I-Beam™
- BASE: Sintered WFO
- SIDEWALLS: 10:45™
- EXTRAS: **NEW** Squeezebox, Frostbite Edges, Progressively Wider Waist Widths, Pro-Tip™, and Infinite Ride™

AVAILABLE SIZES



151CM (248 WW) NO. 252279  
 154CM (252 WW) NO. 252280  
 156CM (253 WW) NO. 252281  
 158CM (254 WW) NO. 252282  
 160CM (255 WW) NO. 252283

GRAPHIC INFO

Inspired by an image found while flipping through old advertising mags of a cartoon painted on a landscape that vanished into the distance.



163CM (257 WW) NO. 252284  
 158CM WIDE (258 WW) NO. 252305  
 162CM WIDE (260 WW) NO. 252306  
 165CM WIDE (262 WW) NO. 252307  
 169CM WIDE (264 WW) NO. 252308

NOTES

---



---



---



MKTD NEW

MEN'S CAMBER BOARDS

PRODUCT NAME	FEATURED SIZE	FEEL	ITEM No.
AFTERMATH	155CM (247 WW)	5	252197

Camber, back on it like a bad habit.



PRODUCT DETAILS

- Hi-Speed Quad Package
- The Channel
- Camber
- SHAPE: Twin-Like
- FLEX: Directional
- CORE: Super Fly™ with Dualzone™ EGD™
- FIBERGLASS: Triax™
- BASE: Sintered
- SIDEWALLS: Slantwall
- EXTRAS: Squeezebox, Jumper Cables Hi-Voltage, Frostbite Edges, Pro-Tip™, and Infinite Ride™

AVAILABLE SIZES



152CM (245 WW) NO. 252196  
 155CM (247 WW) NO. 252197  
 158CM (249 WW) NO. 252198  
 161CM (250 WW) NO. 252199

GRAPHIC INFO

Gossett's mixed media approach illustrates a visual evolution of pop culture and history throughout each piece. Artist: Greg Gossett [www.greggossett.com]



MKTD

MEN'S CAMBER BOARDS

PRODUCT NAME	FEATURED SIZE	FEEL	ITEM No.
TWC PRO	156CM (246 WW)	6	252500

The exact board Shaun rides.



PRODUCT DETAILS

- Gondola Package
- The Channel
- Camber
- SHAPE: Directional
- FLEX: Directional
- CORE: Super Fly II™ with Dualzone™ EGD™
- FIBERGLASS: Triax™ Fiberglass with Lightning Bolts and Carbon I-Beam™
- BASE: Sintered WFO
- SIDEWALLS: Slantwall
- EXTRAS: Frostbite Edges, Pro-Tip™, and Infinite Ride™

AVAILABLE SIZES



156CM (246 WW) NO. 252500

GRAPHIC INFO

Shaun worked with Norman Orr, a legendary poster artist for the iconic rock venue Fillmore West. The detail is insane. Artist: Norman Orr [www.normanorr.com]



MKTD

MEN'S CAMBER BOARDS

PRODUCT NAME	FEATURED SIZE	FEEL	ITEM No.
PROCESS	157CM MID (252 WW)	4	252471

Limitless. Effortless. Everything.



PRODUCT DETAILS

- Hi-Speed Quad Package
- The Channel
- Camber
- SHAPE: Twin-Like
- FLEX: Directional
- CORE: Super Fly™ with Dualzone™ EGD™
- FIBERGLASS: Triax™
- BASE: Sintered
- SIDEWALLS: 10:45™
- EXTRAS: Smooth Ride™, Scoop, Frostbite Edges, Pro-Tip™, and Infinite Ride™

AVAILABLE SIZES



152CM MID (249 WW) NO. 252469  
 155CM MID (251 WW) NO. 252470  
 157CM MID (252 WW) NO. 252471  
 159CM MID (253 WW) NO. 252472  
 162CM MID (257 WW) NO. 252473

GRAPHIC INFO

The radial gradient (a first for Burton) brings a unique dimension that's taken further with stacked typography.





NOTES

---



---



---

**NEW**

MEN'S CAMBER BOARDS

<b>PRODUCT NAME</b> HONCHO	<b>FEATURED SIZE</b> 159CM MID (252 WW)	<b>FEEL</b> 3	<b>ITEM No.</b> 252395
-------------------------------	--	------------------	---------------------------

Ride big like a boss.



**PRODUCT DETAILS**

- Double Chair Package
- Camber
- SHAPE: Twin
- FLEX: Directional
- CORE: Super Fly™ with Dualzone™ EGD™
- FIBERGLASS: Biax™
- BASE: Sintered
- SIDEWALLS: Slantwall
- EXTRAS: 0.5" Setback Stance and Pro-Tip™

**AVAILABLE SIZES**



**GRAPHIC INFO**

You know those flight route maps in the airline mags with the mess of lines everywhere? That was the inspiration.



# WOMEN'S SPRINGLOADED BOARDS



**FLYING V**

A Springloaded blend of camber and rocker performance, Flying V™ offers the best of both worlds. Rocker overall, including between and outside your feet, enhances playfulness and float through pow. Underneath your feet, subtle camber zones combine with Frostbite Edges, EGD, and The Channel to focus edge-control for crisp snap, added pop, and power through turns.



**AVAILABLE ON**

Feelgood Flying V  
Lip-Stick  
Déjà Vu Flying V

WOMEN'S SPRINGLOADED BOARDS

PRODUCT NAME	FEATURED SIZE	FEEL	ITEM No.
FEELGOOD FLYING V	152CM (243 WW)	4	252350

A winged evolution of our most proven performer.



PRODUCT DETAILS

- Gondola Package
- The Channel
- SPRINGLOADED: Flying V™
- SHAPE: Directional
- FLEX: Twin
- CORE: **NEW** Women's-Specific True Flex Super Fly II™ Core with Dualzone™ EGD™
- FIBERGLASS: Triax™ Fiberglass with **NEW** Lightning Bolts Hi-Voltage and Carbon I-Beam™
- BASE: Sintered WFO
- EXTRAS: Frostbite Edges, Pro-Tip™, and Infinite Ride™

AVAILABLE SIZES



GRAPHIC INFO

The rose is the queen of all flowers and symbolizes honor, faith, balance, wisdom, intrigue, devotion, and timelessness.



**MKTD**

WOMEN'S SPRINGLOADED BOARDS

PRODUCT NAME	FEATURED SIZE	FEEL	ITEM No.
LIP-STICK	149CM (240 WW)	4	252415

Your award-winning reward.



PRODUCT DETAILS

- Hi-Speed Quad Package
- The Channel
- SPRINGLOADED: Flying V™
- SHAPE: Twin
- FLEX: Directional
- CORE: **NEW** Women's-Specific True Flex Super Fly™ Core with Dualzone™ EGD™
- FIBERGLASS: Triax™
- BASE: Sintered
- EXTRAS: Jumper Cables Hi-Voltage, Scoop, Frostbite Edges, Ellip Kicks, Pro-Tip™, and Infinite Ride™

AVAILABLE SIZES



GRAPHIC INFO

UK artist Hush builds up and tears down layers of paint and images as he works, "letting the canvas and marks take their own path."  
Artist: Hush [www.studio-hush.com]





**TRUE FLEX**  
WOMEN'S SPECIFIC

**TRUE FLEX**  
Softening a board and painting it pink doesn't cut it for us. True Flex changes the paradigm in women's hardgoods by optimizing board design to match the geometry and finesse of female riders. Torsional softness underfoot transitions to stabilizing zones between and outside your feet. The result is improved stability, effortless edge control, and energized pop in the tip and tail.

**AVAILABLE ON**  
All 2012 Women's Boards

WOMEN'S SPRINGLOADED BOARDS

PRODUCT NAME	FEATURED SIZE	FEEL	ITEM No.
DÉJÀ VU FLYING V	151 CM (243 WW)	3	252332

Run after run, it just gets more and more fun.



PRODUCT DETAILS

- Hi-Speed Quad Package
- The Channel
- SPRINGLOADED:  
NEW Flying V\*
- SHAPE: Twin-Like
- FLEX: Directional
- CORE: NEW Women's-Specific True Flex Super Fly\* Core with Dualzone™ EGD™

- FIBERGLASS: Triax™
- BASE: Sintered
- EXTRAS: Smooth Ride™, Jumper Cables, Frostbite Edges, Pro-Tip™, and Infinite Ride™

AVAILABLE SIZES



GRAPHIC INFO

The Déjà Vu graphic's pattern was inspired by textile graphics from a simple dress.



R: HANNAH TETER L: SNOWPARK, NEW ZEALAND P: JEFF CURTES



# WOMEN'S ROCKER BOARDS



**CRUISE CONTROL**  
Cruise Control™ boosts confidence with the catch-free combo of a softer flex and mellow edge tune. On tapered boards with EZ V like the Feather™, the nose is fully convex for all-terrain stability, whereas rockered twins like the Lux V-Rocker™ are convex at the nose and tail for freestyle fun regular or switch.

**AVAILABLE ON**  
Lux V-Rocker  
Feather



WOMEN'S ROCKER BOARDS

PRODUCT NAME	FEATURED SIZE	FEEL	ITEM No.
<b>BLENDER</b>	<b>148CM (243 WW)</b>	<b>3</b>	<b>252207</b>

FUNDamental freestyle.



PRODUCT DETAILS

- Hi-Speed Quad Package
- The Channel
- ROCKER: V-Rocker™
- SHAPE: Twin
- FLEX: Twin
- CORE: **NEW** Women's-Specific True Flex Super Fly™ Core with Dualzone™ EGD™
- FIBERGLASS: Triax™
- BASE: Sintered
- EXTRAS: **NEW** Side Effects, Scoop, Frostbite Edges, Pro-Tip™, and Infinite Ride™

AVAILABLE SIZES



GRAPHIC INFO

The imported powder photographed for the Blender's graphic is the same used in India's Holi Festival.



WOMEN'S ROCKER BOARDS

PRODUCT NAME	FEATURED SIZE	FEEL	ITEM No.
<b>LUX V-ROCKER</b>	<b>147CM (238 WW)</b>	<b>3</b>	<b>252437</b>

Killing it softly.



PRODUCT DETAILS

- Double Chair Package
- Cruise Control
- ROCKER: V-Rocker™
- SHAPE: Twin-Like
- FLEX: Directional
- CORE: **NEW** Women's-Specific True Flex Super Fly™ Core
- FIBERGLASS: Biax™
- BASE: Extruded
- EXTRAS: Pro-Tip™

AVAILABLE SIZES



GRAPHIC INFO

Italian artist and former Burton HG design director Maurizio Molin created the elegant yet raw look with lots of paint textures.  
Artist: Maurizio Molin [www.tablefortwodesign.com]





**SCOOP**  
This exaggerated tip and tail scooping turns up the edges for a looser, more forgiving feel that adds catch-free fun when riding everything from a knee-high box to neck-deep pow.

**AVAILABLE ON**  
Lip-Stick  
Blender  
Social

**MKTD**

WOMEN'S ROCKER BOARDS

PRODUCT NAME	FEATURED SIZE	FEEL	ITEM No.
<b>SOCIAL</b>	<b>147CM (242 WW)</b>	<b>2</b>	<b>252494</b>

Like a portable playground.



PRODUCT DETAILS

- Double Chair Package
- ROCKER: V-Rocker™
- SHAPE: Twin
- FLEX: Twin
- CORE: **NEW** Women's-Specific True Flex Fly™ Core
- FIBERGLASS: Biax™
- BASE: Extruded
- EXTRAS: Jumper Cables, **NEW** Scoop, Frostbite Edges, and Pro-Tip™

AVAILABLE SIZES



GRAPHIC INFO

The intent was to create a simple, handcrafted vibe using ornately placed small shapes.  
Artist: Claire Scully [www.thequietrevolution.co.uk]



WOMEN'S ROCKER BOARDS

PRODUCT NAME	FEATURED SIZE	FEEL	ITEM No.
<b>FEATHER</b>	<b>149CM (238 WW)</b>	<b>2</b>	<b>252343</b>

My love don't cost a thing.



PRODUCT DETAILS

- Double Chair Package
- Cruise Control
- ROCKER: EZ V
- SHAPE: Directional [3-6MM Taper Depending on Size]
- FLEX: Twin
- CORE: **NEW** Women's-Specific True Flex Fly™ Core
- FIBERGLASS: Biax™
- BASE: Extruded
- EXTRAS: Mid Wide Sizes [148cm and 152cm Only]

AVAILABLE SIZES



GRAPHIC INFO

The fun pop of this graphic is the work of Illustrator Chris Houghton, whose work regularly appears in *The Guardian*.  
Artist: Chris Houghton [www.vegetablefriedrice.com]



NOTES

---



---



---

**NEW**

WOMEN'S ROCKER BOARDS

PRODUCT NAME	FEATURED SIZE	FEEL	ITEM No.
<b>GENIE</b>	<b>150CM (244 WW)</b>	<b>2</b>	<b>252374</b>

There's nothing wrong with being easy.



PRODUCT DETAILS

- Double Chair Package
- Easy Rider Technology
- ROCKER: Easy Rider
- SHAPE: Twin
- FLEX: Twin
- CORE: **NEW** Women's-Specific True Flex Fly™ Core
- FIBERGLASS: Biax™
- BASE: Extruded

AVAILABLE SIZES



GRAPHIC INFO


The Genie goes for timeless beauty with an abstract graphic that interweaves hand-drawn gold lines and pop colors.



# WOMEN'S CAMBER BOARDS



**THE CHANNEL™**  
Focusing power through a central connection that acts as a backbone for the board's internal tech, The Channel also lets you easily micro-adjust your stance width and angles with all binding formats including EST™, Re-Flex™, and Disc. The upgrade to M6 means we're using a standardized hardware size that improves upon performance and allows for compatibility with select competitor bindings, making it a choice for any rider.



WOMEN'S CAMBER BOARDS

PRODUCT NAME	FEATURED SIZE	FEEL	ITEM No.
<b>FORTRESS</b>	<b>151 CM (242 WW)</b>	<b>5</b>	<b>252370</b>

More pounce per ounce.



PRODUCT DETAILS

- Tram Package
- The Channel
- Camber
- SHAPE: Directional
- FLEX: Twin
- CORE: **NEW** Women's-Specific True Flex Dragonfly™ Core with Multizone EGD™
- FIBERGLASS: Vaporskin™ with Triax™ Fiberglass, Lightning Bolts Hi-Voltage, and Carbon I-Beam™
- BASE: Sintered WFO
- EXTRAS: Smooth Ride™, Slimrail Frostbite Edges, Pro-Tip™, and Infinite Ride™

AVAILABLE SIZES



147CM (241 WW) NO. 252369  
151CM (242 WW) NO. 252370  
154CM (245 WW) NO. 252371

GRAPHIC INFO

Kelly's friend Bobbi Jo Latsky gave this board everything: photos, drawings, textures, smiley faces, brush strokes, even moon rocks.



**MKTD**

WOMEN'S CAMBER BOARDS

PRODUCT NAME	FEATURED SIZE	FEEL	ITEM No.
<b>FEELGOOD</b>	<b>149CM (241 WW)</b>	<b>4</b>	<b>252353</b>

Our most proven performer.



PRODUCT DETAILS

- Gondola Package
- The Channel
- Camber
- SHAPE: Directional
- FLEX: Twin
- CORE: **NEW** Women's-Specific True Flex Super Fly II™ Core with Dualzone™ EGD™
- FIBERGLASS: Triax™ Fiberglass with **NEW** Lightning Bolts Hi-Voltage and Carbon I-Beam™
- BASE: Sintered WFO
- EXTRAS: Frostbite Edges, Pro-Tip™ and Infinite Ride™

AVAILABLE SIZES



144CM (240 WW) NO. 252352  
149CM (241 WW) NO. 252353  
152CM (243 WW) NO. 252354  
155CM (245 WW) NO. 252355

GRAPHIC INFO

The rose is the queen of all flowers and symbolizes honor, faith, balance, wisdom, intrigue, devotion, and timelessness.





NOTES

---



---



---

**MKTD**

WOMEN'S CAMBER BOARDS

<b>PRODUCT NAME</b> DÉJA VU	<b>FEATURED SIZE</b> 151 CM (243 WW)	<b>FEEL</b> 4	<b>ITEM No.</b> 252328
--------------------------------	---	------------------	---------------------------

Dare to compare. Feature for feature, nothing else comes close.



PRODUCT DETAILS

- Hi-Speed Quad Package
- The Channel
- Camber
- SHAPE: Twin-Like
- FLEX: Directional
- CORE: **NEW** Women's Specific True Flex Super Fly Core with Dualzone™ EGD™

- FIBERGLASS: Triax™
- BASE: Sintered
- EXTRAS: Smooth Ride™, Frostbite Edges, Pro-Tip™, and Infinite Ride™

AVAILABLE SIZES



GRAPHIC INFO

The Déjà Vu graphic's pattern was inspired by textile graphics from a simple dress.





# MEN'S & WOMEN'S BINDINGS

EST | RE:FLEX | DISC

# BINDING FLEX & FEEL

The relationship between the hi-back and the rider's leg, the way a strap wraps the boot, and the baseplate ingredients to best drive the board—these are the things that keep us up at night. From Disc, Re:Flex™, and EST™ to all-new advancements like The Hinge, Burton continues to push flex and feel with the most trusted bindings on snow.

BOARD FLEX AND FEEL

ULTIMATE BOARD FLEX AND FEEL

INCREASED BOARD FLEX AND FEEL

CONSISTENT BOARD FLEX AND FEEL



MALAVITA EST

**est**

For the ultimate and natural board flex and feel, there is no substitute for EST™. Removing the baseplate from beneath the rider's feet and replacing it with a variety of customizable cushioning systems allows for a realm of comfort and board control that can't be matched, and can only be experienced with Burton boards featuring The Channel.



PROPHECY

**Re:Flex™**

Re:Flex™ increases board flex for a more natural feel than traditional disc bindings, while remaining compatible with all mounting systems, including 4x4, 3D®, and The Channel. The minimized, cored baseplate reduces weight and expands cushioning potential, while the Living Hinge™ disc is the secret to increased flex and feel.



MISSION

**DISC**

Burton Disc bindings offer consistent flex and feel throughout, and are compatible with all mounting systems, including 4x4, 3D®, and The Channel. Engineered composites allow for bomber strength and the ability to fine-tune performance in ways not possible with metal.

## TRUE FIT™

Enjoy a more harmonious connection with Burton's True Fit™ women's boards, boots, and bindings. True Fit means that every element of every piece of your setup—from boot liners to lace guides, baseplate to strap designs, board shapes to flex profiles—has been designed and engineered for the way women ride. Because when it fits right, it rides better.



# THE HINGE

The Hinge is an all-new, Burton-exclusive technology that allows the heelhoop and baseplate to move independently for a never-before-felt lateral flex. Mimicking the biomechanical movements in skateboarding, The Hinge flexes dynamically with your leg, for increased foot roll and more powerful ollies. Featured on the NEW Diode EST™ and Malavita EST™.

**THE HINGE**



Close-up of The Hinge on the NEW Diode EST

# HEEL HAMMOCK

This reinforced rubbery material wraps response around the heel of the boot. Run your straps a little looser and still get lightning fast response out of turns with your heel cradled in complete suspension. Featured on the Malavita EST™, Malavita, Lexa EST™, and Lexa™.



**A. MEN'S**



**B. WOMEN'S**



# MEN'S EST BINDINGS



**THE HINGE**  
The Hinge is an all-new, Burton-exclusive technology that allows the heelhoop and baseplate to move independently for a never-before-felt lateral flex. Mimicking the biomechanical movements in skateboarding, The Hinge flexes dynamically with your leg, for increased foot roll and more powerful ollies.

AVAILABLE ON  
**NEW** Diode EST™  
Malavita EST™



**NEW**  
MKTD

MEN'S EST BINDINGS

PRODUCT NAME	FEATURED COLORWAY	RESPONSE	SIZES
<b>DIODE EST</b>	<b>BLACK</b>	<b>8</b>	<b>S/M/L</b>

ITEM No. **252164**  
**THE HINGE**

Electrifying weightlessness meets an all-new flex sensation.

- PRODUCT DETAILS**
- BASEPLATE: **NEW** Dual-Component EST™ Featuring The Hinge with Carbon Fiber / Nylon Composite Spar and Carbon Fiber / Nylon Composite Lower
  - HI-BACK: **NEW** Ultra-Lightweight Single-Component Carbon Composite Hi-Back
  - STRAPS: React Strap and Gettagrip Capstrap™
  - BUCKLES: Dual-Component Smooth Glide™ Buckles
  - CUSHIONING: **NEW** Removable ShredBED 3.0 Cushioning System
  - RIDES EXCLUSIVELY WITH BURTON BOARDS FEATURING THE CHANNEL
  - FEATURES RE-GROUND MATERIALS IN BASEPLATE TO REDUCE WASTE

AVAILABLE COLORWAY



MKTD

MEN'S EST BINDINGS

PRODUCT NAME	FEATURED COLORWAY	RESPONSE	SIZES
<b>MALAVITA EST</b>	<b>SULFUR</b>	<b>6</b>	<b>S/M/L</b>

ITEM No. **252167**  
**THE HINGE** **AUTO-CANT**

Not just raising the bar, but bending it completely.

- PRODUCT DETAILS**
- BASEPLATE: **NEW** Dual-Component EST™ Featuring The Hinge with **30% Short-Glass / Nylon Composite Spar** and **30% Short-Glass / Nylon Composite Lower**
  - HI-BACK: **NEW** Canted Living Hinge™ Zero-Lean Hi-Back with FLAD™ and **NEW** Heel Hammock
  - STRAPS: Asym Superstrap™ and Gettagrip Capstrap™
  - BUCKLES: Dual-Component Smooth Glide™ Buckles
  - CUSHIONING: **NEW** Removable AutoCANT SensoryBED™ Cushioning System with B3 Gel Cushioning
  - RIDES EXCLUSIVELY WITH BURTON BOARDS FEATURING THE CHANNEL
  - FEATURES RE-GROUND MATERIALS IN BASEPLATE AND HI-BACK TO REDUCE WASTE



AVAILABLE COLORWAYS





**NEW! AUTOCANT CUSHIONING**  
Dual-density EVA automatically settles your boot into a natural position regardless of stance width or angles for improved comfort, reduced fatigue, and smoother, more direct board control. Featured on the **NEW** AutoCANT SensoryBED™ and **NEW** AutoCANT FullBED.

**AVAILABLE ON**  
Malavita EST  
Malavita  
Cartel EST  
Cartel



MEN'S EST BINDINGS

PRODUCT NAME	FEATURED COLORWAY	RESPONSE	SIZES
<b>CARTEL EST</b>	<b>WHITE</b>	<b>7</b>	<b>S/M/L</b>

ITEM No. **252181**

Respected by the masters.

PRODUCT DETAILS

- BASEPLATE: Single-Component 30% Short-Glass / Nylon Composite EST™
- HI-BACK: **NEW** Single-Component Canted Living Hinge™ Zero-Lean Hi-Back with FLAD™
- STRAPS: Superstrap™ and Gettagrip Capstrap™
- BUCKLES: Dual-Component Smooth Glide™ Buckles
- CUSHIONING: **NEW** Removable AutoCANT SensoryBED™ Cushioning System with B3 Gel Cushioning
- Rides Exclusively with Burton Boards Featuring The Channel
- Features Re-Ground Materials in Baseplate and Hi-Back to Reduce Waste

AVAILABLE COLORWAYS



WHITE TOXIC GREEN BLACK



MEN'S EST BINDINGS

PRODUCT NAME	FEATURED COLORWAY	RESPONSE	SIZES
<b>MISSION EST</b>	<b>COBALT</b>	<b>6</b>	<b>S/M/L</b>

ITEM No. **252189**

A street fighter that stacks up.

PRODUCT DETAILS

- BASEPLATE: Single-Component 30% Short-Glass / Nylon Composite EST™
- HI-BACK: Single-Component Canted Living Hinge™ Team Skyback™ II
- STRAPS: Superstrap™ and **NEW** Gettagrip Capstrap™
- BUCKLES: Smooth Glide™ Buckles
- CUSHIONING: **NEW** Removable SensoryBED™ Cushioning System
- Rides Exclusively with Burton Boards Featuring The Channel
- Features Re-Ground Materials in Hi-Back to Reduce Waste

AVAILABLE COLORWAYS



COBALT WHITE BLACK

NOTES

---



---



---

MEN'S EST BINDINGS

PRODUCT NAME	FEATURED COLORWAY	RESPONSE	SIZES
<b>CUSTOM EST</b>	<b>RED</b>	<b>4</b>	<b>S/M/L</b>

ITEM No. **252183**

The feel is real.

PRODUCT DETAILS

- BASEPLATE: Single-Component Lightweight, Bomb-Proof Polycarbonate EST™
- HI-BACK: **NEW** Single-Component Canted Living Hinge™ Hi-Back
- STRAPS: Lushstrap™ and Primo Capstrap™
- BUCKLES: Smooth Glide™ Buckles
- CUSHIONING: Removable ShredBED 2.0 Cushioning System
- Rides Exclusively with Burton Boards Featuring The Channel

AVAILABLE COLORWAYS



RED TEAL WHITE BLACK





# MEN'S RE-FLEX BINDINGS



**RE-FLEX**  
Re:Flex™ increases board flex for a more natural feeling than traditional disc bindings, all in a package that's compatible with any board, including 4x4, 3D™ and the latest generation of The Channel. The minimized, cored baseplate reduces weight, while the Living Hinge™ disc delivers heaps of flex and allows for all sorts of cushioned toppings.

AVAILABLE ON  
**NEW** Diode  
Prophecy  
Malavita  
Cartel



**NEW**  
MKTD

#### MEN'S RE-FLEX BINDINGS

PRODUCT NAME	FEATURED COLORWAY	RESPONSE	SIZES
<b>DIODE</b>	<b>SILVER</b>	<b>8</b>	<b>S/M/L</b>

ITEM No. **252182** **Re:Flex™**

Lightspeed precision flexing to the fourth dimension.

#### PRODUCT DETAILS

- BASEPLATE: **NEW** Single-Component Carbon Fiber / Nylon Composite Re:Flex™
- HI-BACK: **NEW** Ultra-Lightweight Single-Component Carbon Fiber Hi-Back
- BUCKLES: Dual-Component Smooth Glide™ Buckles
- CUSHIONING: **NEW** Re:Flex FullBED Cushioning System
- STRAPS: React Strap and Gettagrip Capstrap
- Features Re-Ground Materials in Baseplate to Reduce Waste

#### AVAILABLE COLORWAYS



SILVER

BLACK N' BLUE



MKTD

#### MEN'S RE-FLEX BINDINGS

PRODUCT NAME	FEATURED COLORWAY	RESPONSE	SIZES
<b>PROPHECY</b>	<b>SLATE</b>	<b>6</b>	<b>S/M/L</b>

ITEM No. **252193** **Re:Flex™**

Universal truth and freestyle enlightenment.

#### PRODUCT DETAILS

- BASEPLATE: Dual-Component **30% Short-Glass / Nylon** Composite Spar and **11% Short-Glass / Nylon** Composite Re:Flex™ Lower
- HI-BACK: Dual-Component Canted Living Hinge™ Real Mesh Hi-Back with B3 Gel Cushioning
- STRAPS: **NEW** React Strap Air and Gettagrip Capstrap™
- BUCKLES: Dual-Component Smooth Glide™ Buckles
- CUSHIONING: **NEW** Re:Flex FullBED Cushioning System with B3 Gel Heel Cushioning
- Features Re-Ground Materials in Baseplate and Hi-Back to Reduce Waste

#### AVAILABLE COLORWAYS



SLATE

RED



**NEW! HEEL HAMMOCK**  
This reinforced rubbery material wraps response around the heel of the boot. Run your straps a little looser and still get lightning fast response out of turns with your heel cradled in complete suspension.

**AVAILABLE ON**  
Malavita EST  
Malavita



MEN'S RE-FLEX BINDINGS

PRODUCT NAME	FEATURED COLORWAY	RESPONSE	SIZES
<b>MALAVITA</b>	<b>STONE</b>	<b>7</b>	<b>S/M/L</b>

ITEM No. **252188**  
**Re:Flex™ AUTOCANT US**

When push comes to shove, punish everything in your path.

PRODUCT DETAILS

- BASEPLATE: **NEW** Single-Component Park Blend Short Glass / Nylon Composite Re:Flex™
- HI-BACK: **NEW** Canted Living Hinge™ Zero-Lean Hi-Back with FLAD™ and **NEW** Heel Hammock
- STRAPS: Asym Superstrap™ and Gettagrip Capstrap™
- BUCKLES: Dual-Component Smooth Glide™ Buckles
- CUSHIONING: **NEW** Re:Flex AutoCANT FullBED Cushioning System with B3 Gel Heel Cushioning
- Features Re-Ground Materials in Baseplate and Hi-Back to Reduce Waste



AVAILABLE COLORWAYS



MEN'S RE-FLEX BINDINGS

PRODUCT NAME	FEATURED COLORWAY	RESPONSE	SIZES
<b>CARTEL</b>	<b>BLACK</b>	<b>7</b>	<b>S/M/L</b>

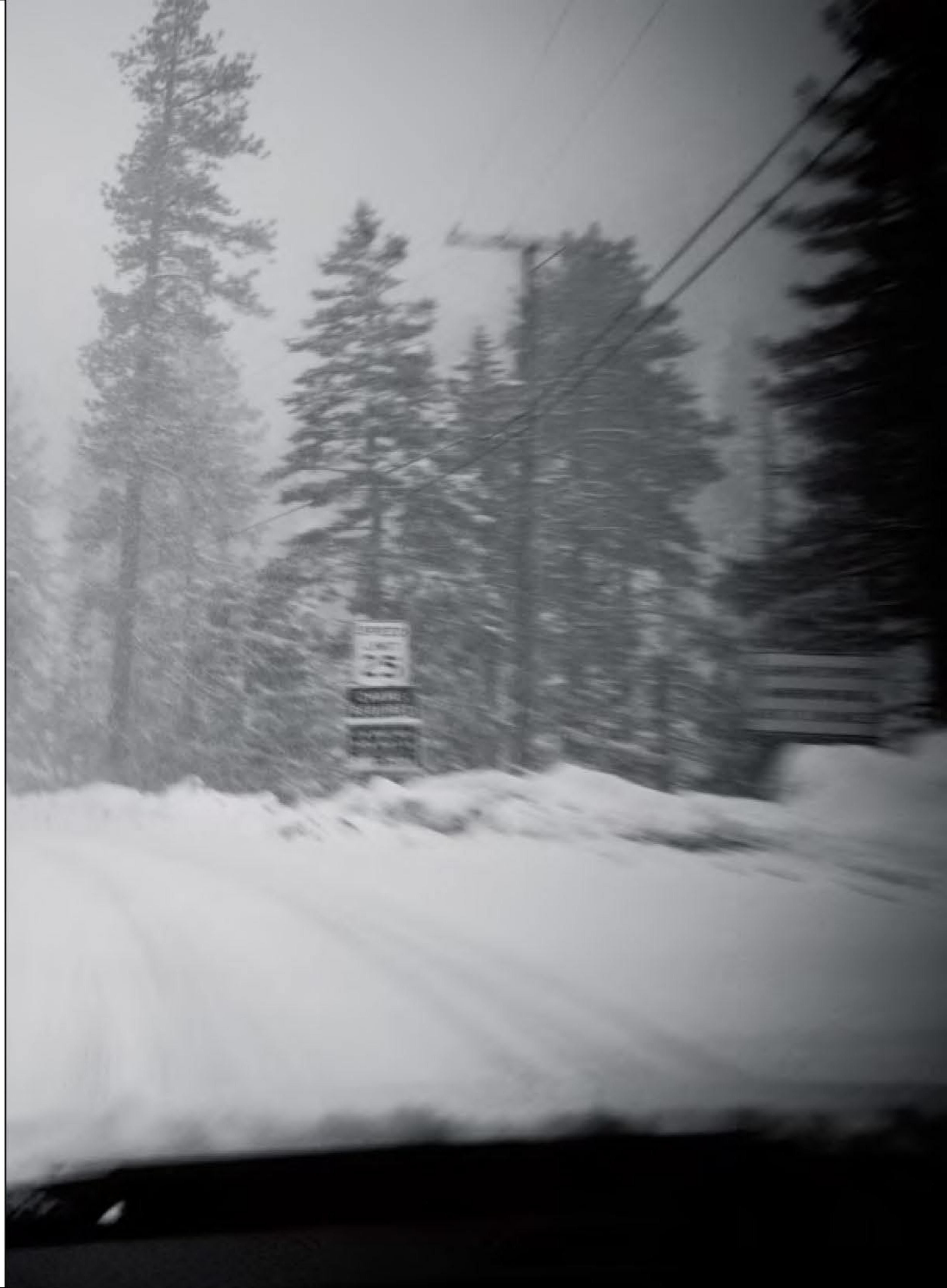
ITEM No. **252175**  
**Re:Flex™ AUTOCANT US**

Maybe you've heard of it?

PRODUCT DETAILS

- BASEPLATE: **NEW** Single-Component **30% Short-Glass / Nylon** Composite Re:Flex™ Baseplate
- HI-BACK: **NEW** Single-Component Canted Living Hinge™ Zero-Lean Hi-Back with FLAD™
- STRAPS: Superstrap™ and Gettagrip Capstrap™
- BUCKLES: Dual-Component Smooth Glide™ Buckles
- CUSHIONING: **NEW** Re:Flex™ AutoCANT FullBED Cushioning System with B3 Gel Heel Cushioning
- Features Re-Ground Materials in Baseplate and Hi-Back to Reduce Waste

AVAILABLE COLORWAYS



# MEN'S DISC BINDINGS

NOTES

---



---



---



MEN'S DISC BINDINGS

PRODUCT NAME	FEATURED COLORWAY	RESPONSE	SIZES
<b>MISSION</b>	<b>WHITE</b>	<b>6</b>	<b>S/M/L</b>

ITEM No. **252190** 

The blueprint of dependability.

- PRODUCT DETAILS
- BASEPLATE: Single-Component 30% Short-Glass / Nylon Composite
  - HI-BACK: Single-Component Cantilever Living Hinge™ Team Skyback™ II with DialFLAD™
  - STRAPS: Superstrap™ and NEW Gettagrip Capstrap™
  - BUCKLES: Smooth Glide™ Buckles
  - CUSHIONING: FullBED Cushioning System and NEW Under Baseplate Cushioning
  - Features Re-Ground Materials in Baseplate and Hi-Back to Reduce Waste



MEN'S DISC BINDINGS

PRODUCT NAME	FEATURED COLORWAY	RESPONSE	SIZES
<b>COBRASHARK!</b>	<b>MUD SHARK</b>	<b>5 6 [WINGED]</b>	<b>S/M/L</b>

ITEM No. **252180** 

This ain't no fashion show.

- PRODUCT DETAILS
- BASEPLATE: Park Blend Single-Component Short-Glass / Nylon Composite
  - HI-BACK: Single-Component Winged Hi-Back with MicroFLAD™ (Mud Shark Only)
  - STRAPS: Asym Superstrap™ and Primo Capstrap™
  - BUCKLES: Smooth Glide™ Buckles
  - CUSHIONING: NEW FullBED Cushioning System
  - Features Re-Ground Materials in Baseplate and Hi-Back to Reduce Waste





NOTES

---



---



---

MEN'S DISC BINDINGS

PRODUCT NAME	FEATURED COLORWAY	RESPONSE	SIZES
<b>CUSTOM</b>	<b>TEAL</b>	<b>4</b>	<b>S/M/L</b>

ITEM No.  
**252181**

Champagne taste on a beer budget.

PRODUCT DETAILS

- BASEPLATE: Single-Component Lightweight, Bomb-Proof Polycarbonate
- HI-BACK: **NEW** Single-Component Canted Living Hinge™ Hi-Back with DialFLAD™
- STRAPS: **NEW** Lushstrap™ and Primo Capstrap™
- BUCKLES: Smooth Glide™ Buckles
- CUSHIONING: **NEW** FulIBED Cushioning System

AVAILABLE COLORWAYS



TEAL    RED    WHITE    BLACK



MEN'S DISC BINDINGS

PRODUCT NAME	FEATURED COLORWAY	RESPONSE	SIZES
<b>FREESTYLE</b>	<b>ORANGE</b>	<b>3</b>	<b>S/M/L</b>

ITEM No.  
**252184**

More crank, less bank.

PRODUCT DETAILS

- BASEPLATE: Single-Component Lightweight, Bomb-Proof Polycarbonate with Adjustable Gas Pedal™
- HI-BACK: **NEW** Ultra-Minimized Single-Component Hi-Back with MicroFLAD™
- STRAPS: **NEW** Lushstrap™ and Adaptastrap™
- BUCKLES: Smooth Glide™ Buckles
- CUSHIONING: EVA Baseplate Cushioning

AVAILABLE COLORWAYS



ORANGE    WHITE    BLACK

NOTES

---



---



---

MEN'S DISC BINDINGS

PRODUCT NAME	FEATURED COLORWAY	RESPONSE	SIZES
<b>FREESTYLE ONE-UP</b>	<b>BLACK</b>	<b>3</b>	<b>S/M/L</b>

ITEM No.  
**252185**

Rapid-fire ratchet action.

PRODUCT DETAILS

- BASEPLATE: Single-Component Lightweight, Bomb-Proof Polycarbonate with Adjustable Gas Pedal™
- HI-BACK: **NEW** Ultra-Minimized Single-Component Hi-Back with MicroFLAD™
- STRAPS: Full Coverage One-Up Single Strap with Micro Adjust System
- BUCKLES: Smooth Glide™ Buckles
- CUSHIONING: EVA Baseplate Cushioning

AVAILABLE COLORWAYS



BLACK



# WOMEN'S EST BINDINGS



**NEW HEEL HAMMOCK**  
This reinforced rubbery material wraps response around the heel of the boot. Run your straps a little looser and still get lightning fast response out of turns with your heel cradled in complete suspension.

AVAILABLE ON  
Lexa EST  
Lexa

WOMEN'S EST BINDINGS

PRODUCT NAME	FEATURED COLORWAY	RESPONSE	SIZES
ESCAPADE EST	TOKYO PUNCHBOWL	7	S/M/L

ITEM No. **252165** **TRUEFIT** **EST** **US**

No sacrifices, no excuses.

PRODUCT DETAILS

- Women's-Specific True Fit™ Design
- BASEPLATE: 30% Short-Glass / Nylon Composite EST™
- HI-BACK: Dual-Component Cantilevered Living Hinges™ Real Mesh Hi-Back with DialFLAD™
- STRAPS: **NEW** React Strap with Air and Gettagrip Capstrap™
- BUCKLES: Dual-Component Smooth Glide™ Buckles
- CUSHIONING: Removable SuperBED™ Cushioning System with B3 Gel Heel Cushioning
- Rides Exclusively with Burton Boards Featuring The Channel



AVAILABLE COLORWAYS



TOKYO PUNCHBOWL BLACK

WOMEN'S EST BINDINGS

PRODUCT NAME	FEATURED COLORWAY	RESPONSE	SIZES
LEXA EST	PURPLE SPECK	6	S/M/L

ITEM No. **252166** **TRUEFIT** **EST** **AUTOCANT** **US**

Equal parts diva and dominatrix.

PRODUCT DETAILS

- Women's-Specific True Fit™ Design
- BASEPLATE: 30% Short-Glass / Nylon Composite EST™
- HI-BACK: **NEW** Single-Component Cantilevered Living Hinges™ Zero-Lean Hi-Back with FLAD™ and **NEW** Heel Hammock
- STRAPS: Superstrap™ and Gettagrip Capstrap™
- BUCKLES: Smooth Glide™ Buckles
- CUSHIONING: **NEW** Removable AutoCANT SensoryBED™ Cushioning System with B3 Gel Cushioning
- Features Re-Ground Materials in Baseplate and Hi-Back to Reduce Waste



AVAILABLE COLORWAYS



PURPLE SPECK WHITE & BLACK SPECK BLACK



MKTD



NOTES


WOMEN'S EST BINDINGS

PRODUCT NAME	FEATURED COLORWAY	RESPONSE	SIZES
<b>SCRIBE EST</b>	<b>BLUE FADE</b>	<b>5</b>	<b>S/M/L</b>

ITEM No. <b>252171</b>	<b>TRUEFIT est US</b>
---------------------------	-----------------------

Freestyle focus, feline feel.

PRODUCT DETAILS

- Women's-Specific True Fit™ Design
- BASEPLATE: **NEW** 30% Short-Glass / Nylon Composite EST™
- HI-BACK: Single-Component Canted Living Hinge™ Hi-Back
- STRAPS: Park-Specific Asym Superstrap™ and Primo Capstrap™
- BUCKLES: Smooth Glide™ Buckles
- CUSHIONING: **NEW** Removable SensoryBED™ Cushioning System
- Rides Exclusively with Burton Boards Featuring The Channel
- Features Re-Ground Materials in Baseplate and Hi-Back to Reduce Waste

AVAILABLE COLORWAYS



WOMEN'S EST BINDINGS

PRODUCT NAME	FEATURED COLORWAY	RESPONSE	SIZES
<b>STILETTO EST</b>	<b>LIME DROP</b>	<b>4</b>	<b>S/M/L</b>

ITEM No. <b>252172</b>	<b>est</b>
---------------------------	------------

Free and easy—the way bindings were meant to be.

PRODUCT DETAILS

- BASEPLATE: Single-Component Lightweight, Bomb-Proof Polycarbonate EST™
- HI-BACK: Single-Component Canted Hi-Back with MicroFLAD™
- STRAPS: **NEW** Lushstrap™ and Primo Capstrap™
- BUCKLES: Smooth Glide™ Buckles
- CUSHIONING: Removable ShredBED 2.0 Cushioning System
- Rides Exclusively with Burton Boards Featuring The Channel

AVAILABLE COLORWAYS



# WOMEN'S RE:FLEX BINDINGS



**NEW AUTOCANT CUSHIONING**  
Dual-density EVA automatically settles your boot into a natural position regardless of stance width or angles for improved comfort, reduced fatigue, and smoother, more direct board control. Featured on the **NEW** AutoCANT SensoryBED™ and **NEW** AutoCANT FullBED.

**AVAILABLE ON**  
Lexa EST  
Escapade  
Lexa



WOMEN'S RE:FLEX BINDINGS

PRODUCT NAME	FEATURED COLORWAY	RESPONSE	SIZES
<b>ESCAPADE</b>	<b>CIRCUS PARTY</b>	<b>7</b>	<b>S/M/L</b>
ITEM No. <b>252183</b>	<b>TRUEFIT Re:Flex™ AUTOCANT US</b>		

The new showstopper.

PRODUCT DETAILS

- Women's-Specific True Fit™ Design
- BASEPLATE: **NEW** Single-Component 30% Short-Glass / Nylon Composite Re:Flex™
- HI-BACK: Dual-Component Canted Living Hinge™ Real Mesh Hi-Back with DialFLAD™
- STRAPS: **NEW** Reactstrap Air and Gettagrip Capstrap™
- BUCKLES: Dual-Component Smooth Glide™ Buckles
- CUSHIONING: **NEW** Re:Flex™ AutoCANT FullBED Cushioning System, Under-Baseplate Dampening Pad, and B3 Gel Cushioning
- Features Re-Ground Materials in Baseplate and Hi-Back to Reduce Waste

AVAILABLE COLORWAYS



WOMEN'S RE:FLEX BINDINGS

PRODUCT NAME	FEATURED COLORWAY	RESPONSE	SIZES
<b>LEXA</b>	<b>WHITE &amp; BLACK SPECK</b>	<b>6</b>	<b>S/M/L</b>
ITEM No. <b>252187</b>	<b>TRUEFIT Re:Flex™ AUTOCANT US</b>		

Rethink flex with Re:Flex.

PRODUCT DETAILS

- Women's-Specific True Fit™ Design
- BASEPLATE: **NEW** Single-Component 30% Short-Glass / Nylon Composite Re:Flex™
- HI-BACK: **NEW** Single-Component Canted Living Hinge™ Zero-Lean Hi-Back with FLAD™ and **NEW** Heel Hammock
- STRAPS: Superstrap™ and Gettagrip Capstrap™
- BUCKLES: Smooth Glide™ Buckles
- CUSHIONING: **NEW** Re:Flex AutoCANT FullBED Cushioning System with B3 Gel Heel Cushioning



AVAILABLE COLORWAYS





# WOMEN'S DISC BINDINGS

NOTES

---



---



---



WOMEN'S DISC BINDINGS

PRODUCT NAME	FEATURED COLORWAY	RESPONSE	SIZES
<b>SCRIBE</b>	<b>WHITE</b>	<b>5</b>	<b>S/M/L</b>

ITEM No. **252194** **TRUEFIT US**

Rewrite the way you ride.

- PRODUCT DETAILS
- Women's-Specific True Fit™ Design
  - BASEPLATE: 30% Short-Glass / Nylon Composite
  - HI-BACK: Single-Component Canted Living Hinge™ Hi-Back with DialFLAD™
  - STRAPS: Asym Superstrap™ and Primo Capstrap™
  - BUCKLES: Smooth Glide™ Buckles
  - CUSHIONING: **NEW** FullBED Cushioning System
  - Features Re-Ground Materials in Baseplate and Hi-Back to Reduce Waste



WOMEN'S DISC BINDINGS

PRODUCT NAME	FEATURED COLORWAY	RESPONSE	SIZES
<b>STILETTO</b>	<b>WHITE</b>	<b>4</b>	<b>S/M/L</b>

ITEM No. **252195** **TRUEFIT US**

Your new BFF...with added TLC.

- PRODUCT DETAILS
- Women's-Specific True Fit™ Design
  - BASEPLATE: 30% Short-Glass / Nylon Composite
  - HI-BACK: Single-Component Canted Hi-Back with MicroFLAD™
  - STRAPS: **NEW** Lushstrap and Primo Capstrap™
  - BUCKLES: Smooth Glide™ Buckles
  - CUSHIONING: **NEW** FullBED Cushioning System







NOTES

---



---



---

WOMEN'S DISC BINDINGS

PRODUCT NAME	FEATURED COLORWAY	RESPONSE	SIZES
<b>CITIZEN</b>	<b>WHITE</b>	<b>3</b>	<b>S/M/L</b>

ITEM No. **252177** **TRUEFIT**

This binding will save your season.

PRODUCT DETAILS

- Women's-Specific True Fit™ Design
- BASEPLATE: Lightweight, Bomb-Proof Polycarbonate with Adjustable Gas Pedal™
- HI-BACK: Soft Flexing, Ultra-Lightweight Single-Component Hi-Back
- STRAPS: **NEW** Lushstrap and Adaptastrap™
- BUCKLES: Smooth Glide™ Buckles
- CUSHIONING: EVA Baseplate Cushioning

AVAILABLE COLORWAYS



WOMEN'S DISC BINDINGS

PRODUCT NAME	FEATURED COLORWAY	RESPONSE	SIZES
<b>CITIZEN ONE-UP</b>	<b>BLACK</b>	<b>3</b>	<b>S/M/L</b>

ITEM No. **252178** **TRUEFIT**


Rapid-fire ratchet action.

PRODUCT DETAILS

- Women's-Specific True Fit™ Design
- BASEPLATE: Lightweight, Bomb-Proof Polycarbonate with Adjustable Gas Pedal™
- HI-BACK: Soft Flexing, Ultra-Lightweight Single-Component Hi-Back
- STRAPS: Full Coverage One-Up Single Strap with Micro Adjust System
- BUCKLES: Smooth Glide™ Buckles
- CUSHIONING: EVA Baseplate Cushioning

AVAILABLE COLORWAY



A person wearing a bright blue jacket and tan boots with white soles is sitting on a wooden bench. The person is holding a camera. The background is a blurred outdoor setting with trees and a building.

# MEN'S BOOTS

# BOOTS / TOTAL COMFORT CONSTRUCTION

Get an instantly broken-in feel right out of the box. Total Comfort's new industry-exclusive toe box construction eliminates the break-in period for a fit that feels just as good from shop floor to season opener, and every day thereafter.



Total Comfort boot shown on right.



Total Comfort boot shown in front.

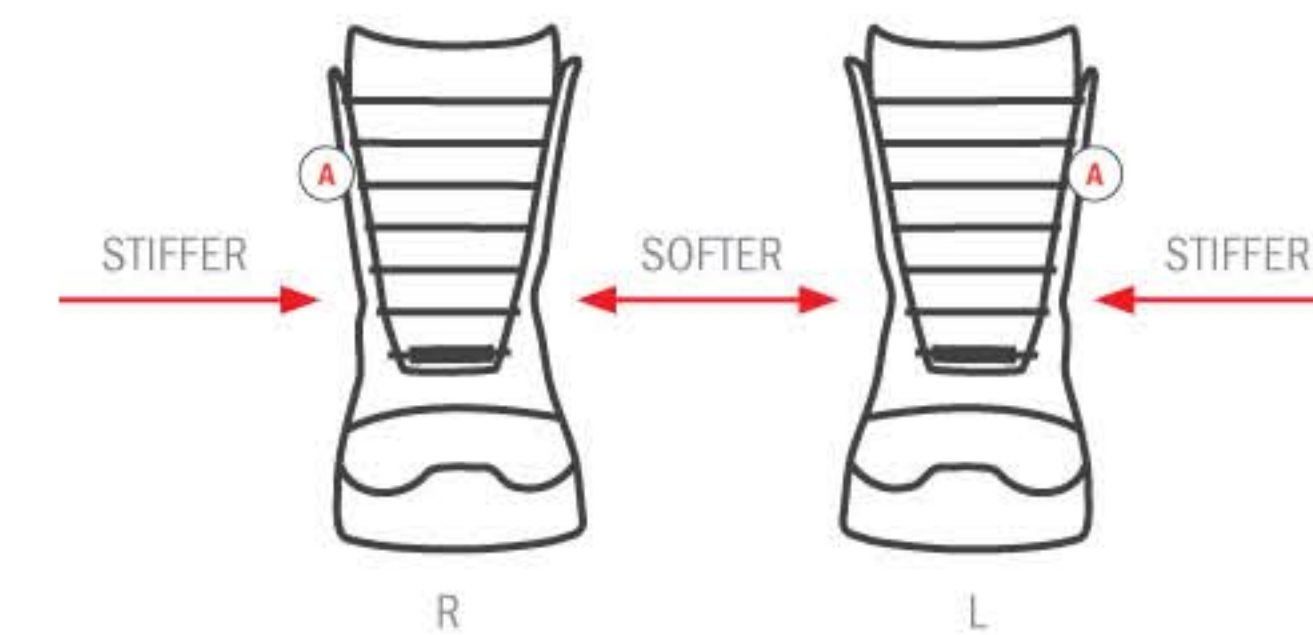
R: CHARLES REID L: SNOWPARK, NZ P: JEFF CURTES

# CROSSBONE

This design balances the free-flexing mobility of an articulating cuff with the lateral support of ultra-light Jumper Cables (the same stuff found in our high-end boards). The benefits of more ollie pop and pressing power associated with winged hi-backs are brought to the boot itself, resulting in the ability to power up the tip and tail with less effort, and still get tweak-friendly freedom. Available exclusively on the men's Rampant boot.



A Jumper Cable support strut



# WOMEN'S-SPECIFIC TRUE FIT DESIGN

## TRUE FIT

Enjoy a more harmonious connection with Burton's True Fit™ women's boards, boots, and bindings. True Fit means that every element of every piece of your setup—from boot liners to lace guides, baseplate to strap designs, board shapes to flex profiles—has been designed and engineered for the way women ride. Because when it fits right, it rides better.

### NEW Re-Engineered Women's Liner Fit

For 2012 we worked with our team, testers, and riders like you to completely rethink our women's liners. A redesigned toe box adds wiggle room, drastically improving warmth and out-of-box comfort for a variety of foot shapes. The heel/ankle pocket was also reshaped and enhanced with memory foam to cradle your foot like the side-hugging seats of a high-end beamer, further improving heel hold, circulation, and warmth. Featured on the Supreme, Sterling, Q, Axel, and Sapphire.





**NEW VIBRAM® ALPHA ECOSTEP 2\* OUTSOLE**  
The next step in technical traction and an SLX™ exclusive. Get the legendary grip and feel Vibram® is famous for in a lighter weight, 50% recycled construction. Includes the added rebound and cushioning of dual zone EVA and B3 Gel in the heel and toe.

AVAILABLE ON  
SLX

MEN'S BOOTS

PRODUCT NAME	FEATURED COLORWAY	SIZES									
<b>SLX</b>	<b>BLACK / RED</b>	7	7 <sup>h</sup>	8	8 <sup>h</sup>	9	9 <sup>h</sup>	10	10 <sup>h</sup>		
ITEM No. <b>252569</b>		11	11 <sup>h</sup>	12	13						

Material obsession, tweaked to perfection.

PRODUCT DETAILS

- SUPPORT: 7
- Shrinkage™ Footprint Reduction Technology
- LACING: Speed Zone™ Lacing System for True Zonal Lacing Control
- LINER: Imprint™ 5 Liner with Rebound Rods, **NEW DRYRIDE** Moisture Wicking Tech, InfiniFIT™ Liner Sole, and Rad Pad for Lace Comfort
- CUSHIONING: **NEW** Vibram® Alpha EcoStep 2\* Outsole [50% Recycled] Featuring **NEW** Lightweight Sandwich Construction with Dual Zone B3 Gel Cushioning in the Heel and Toe
- FLEX AND RESPONSE: **NEW** S4 Shell Panels Combined with Schoeller Keprotec Mesh, Easy Slide Articulating Cuff, Medium Flex Thin Profile 3D™ Molded Tongue, **NEW** Seamless Asym Power Spine Backstay, and Super Grip Toe
- COMFORT: **NEW** Total Comfort Construction, **NEW** Snow-Proof Internal Gusset and Level 3 Molded EVA Footbed with ESS Support Shank, Dual-Density Cushioning, and Aegis™ Antimicrobial Coating

AVAILABLE COLORWAY



**LOW-PROFILE EST OPTIMIZED MIDSOLE FEATURING CARDINAL CUSHIONING**  
**NEW** Cardinal Cushioning's dual-density EVA allows your foot to tilt into the most natural and relaxed position, resulting in improved comfort, reduced fatigue, and smoother, more direct board control. EST™ optimization lowers your center of gravity and improves feel without sacrificing an ounce of cushioned comfort.

AVAILABLE ON  
Ion

MEN'S BOOTS

PRODUCT NAME	FEATURED COLORWAY	SIZES									
<b>DRIVER X</b>	<b>BLACK / OXBLOOD</b>	7	7 <sup>h</sup>	8	8 <sup>h</sup>	9	9 <sup>h</sup>	10	10 <sup>h</sup>		
ITEM No. <b>252550</b>		11	11 <sup>h</sup>	12	13						

Billy goat grip meets rapid-fire response.

PRODUCT DETAILS

- SUPPORT: 10
- Shrinkage™ Footprint Reduction Technology
- LACING: Speed Zone™ Lacing System for True Zonal Lacing Control
- LINER: Imprint™ 3X Liner with Rad Pad for Lace Comfort
- CUSHIONING: Vibram® EcoStep™ Rubber Outsole [30% Recycled] with Rubber Ice Spikes and Dual Zone Cushioning System Featuring B3 Gel in the Heel and EVA in the Toe
- FLEX AND RESPONSE: Firm Flex Thin Profile 3D™ Molded Tongue, Dual Axis Power Spine Backstay, Removable Rider Adjustable Flex Tongue Insert, and Super Grip Toe
- COMFORT: **NEW** Total Comfort Construction, **NEW** Snow-Proof Internal Gusset and Level 2 Molded EVA Footbed with ESS Support Shank and Aegis™ Antimicrobial Coating
- EcoSmart™ Recycled Mesh Upper Materials

AVAILABLE COLORWAY



MEN'S BOOTS

PRODUCT NAME	FEATURED COLORWAY	SIZES									
<b>ION</b>	<b>PURPLE / WHITE</b>	7	7 <sup>h</sup>	8	8 <sup>h</sup>	9	9 <sup>h</sup>	10	10 <sup>h</sup>		
ITEM No. <b>252554</b>		11	11 <sup>h</sup>	12	13						

A legend and longtime team favorite.

PRODUCT DETAILS

- SUPPORT: 8
- Shrinkage™ Footprint Reduction Technology
- LACING: Speed Zone™ Lacing System for True Zonal Lacing Control
- LINER: Imprint™ 4 Liner with **NEW DRYRIDE** Moisture Wicking Tech, InfiniFIT™ Liner Sole, and Rad Pad for Lace Comfort
- CUSHIONING: **NEW** Low-Profile EST™ Optimized Midsole Featuring AutoCANT Cardinal Cushioning and 50% Recycled Green Rubber™ Outsole [Black / Green Colorway Only]
- FLEX AND RESPONSE: Firm Flex Thin Profile 3D™ Molded Tongue, **NEW** Seamless Power Spine Backstay, and Super Grip Toe
- COMFORT: **NEW** Total Comfort Construction, Outer Shell Pressure Relief Panel, **NEW** Snow-Proof Internal Gusset and Level 3 Molded EVA Footbed with ESS Support Shank, Dual-Density Cushioning, and Aegis™ Antimicrobial Coating

AVAILABLE COLORWAYS



MEN'S BOOTS

PRODUCT NAME	FEATURED COLORWAY	SIZES									
<b>GRAIL</b>	<b>SAND</b>	7	7 <sup>h</sup>	8	8 <sup>h</sup>	9	9 <sup>h</sup>	10	10 <sup>h</sup>		
ITEM No. <b>252532</b>		11	11 <sup>h</sup>	12	13						

Sole heating powers.

PRODUCT DETAILS

- SUPPORT: 6
- Shrinkage™ Footprint Reduction Technology
- LACING: Traditional
- LINER: Imprint™ 4 Liner with **NEW DRYRIDE** Moisture Wicking Tech, InfiniFIT™ Liner Sole, and Rad Pad for Lace Comfort
- CUSHIONING: Holy Shit Outsole with AutoCANT Cardinal Cushioning
- FLEX AND RESPONSE: Medium Flex Thin Profile 3D™ Molded Tongue and Flex Spine Backstay
- COMFORT: **NEW** Snow-Proof Internal Gusset and Level 3 Molded EVA Footbed with ESS Support Shank, Dual-Density Cushioning, and Aegis™ Antimicrobial Coating

AVAILABLE COLORWAYS





**NEW TOTAL COMFORT CONSTRUCTION**

Get an instantly broken-in feel right out of the box. Total Comfort's new industry-exclusive construction eliminates the break-in period for a fit that feels just as good from shop floor to season opener, and every day thereafter.

**AVAILABLE ON**  
SLX  
Ion  
Driver X  
Imperial

**MEN'S BOOTS**

PRODUCT NAME	FEATURED COLORWAY	SIZES							
<b>IMPERIAL</b>	<b>BLUE / WHITE</b>	7	7 <sup>h</sup>	8	8 <sup>h</sup>	9	9 <sup>h</sup>	10	10 <sup>h</sup>
		11	11 <sup>h</sup>	12	13				

ITEM No. **252553**

A royal banquet of technology.

**PRODUCT DETAILS**

- SUPPORT: 7
- Shrinkage™ Footprint Reduction Technology
- LACING: Speed Zone™ Lacing System for True Zonal Lacing Control
- LINER: Imprint™ 3 Liner with Rad Pad for Lace Comfort
- CUSHIONING: Vibram® EcoStep™ Rubber Outsole (30% Recycled) with Rubber Ice Spikes and Low-Profile EST™ Optimized Midsole with B3 Gel Cushioning
- FLEX AND RESPONSE: S4 Shell Panels, Medium Flex Thin Profile 3D™ Molded Tongue, and Super Grip Toe
- COMFORT: **NEW** Total Comfort Construction, **NEW** Snow-Proof Internal Gusset and Level 2 Molded EVA Footbed with ESS Support Shank and Aegis™ Antimicrobial Coating

**AVAILABLE COLORWAYS**



**MEN'S BOOTS**

**NEW**

PRODUCT NAME	FEATURED COLORWAY	SIZES							
<b>OX</b>	<b>BROWN / BLACK</b>	7	7 <sup>h</sup>	8	8 <sup>h</sup>	9	9 <sup>h</sup>	10	10 <sup>h</sup>
		11	11 <sup>h</sup>	12	13				

ITEM No. **252529**

Good old days without the duct tape.

**PRODUCT DETAILS**

- SUPPORT: 5
- Shrinkage™ Footprint Reduction Technology
- LACING: Traditional
- LINER: Imprint™ 3 Liner and Rad Pad for Lace Comfort
- CUSHIONING: **NEW** Two-Part EST™ Optimized EVA Midsole with B3 Gel Heel Cushioning and Molded Rubber Tread
- FLEX AND RESPONSE: Medium Flex Thin Profile 3D™ Molded Tongue
- COMFORT: **NEW** Snow-Proof Internal Gusset and Level 2 Molded EVA Footbed with ESS Support Shank and Aegis™ Antimicrobial Coating

**AVAILABLE COLORWAY**



NOTES

---



---



---

**MEN'S BOOTS**

**MKTD**

PRODUCT NAME	FEATURED COLORWAY	SIZES							
<b>HAIL</b>	<b>BLUE / NAVY</b>	7	7 <sup>h</sup>	8	8 <sup>h</sup>	9	9 <sup>h</sup>	10	10 <sup>h</sup>
		11	11 <sup>h</sup>	12	13				

ITEM No. **252533**

Freestyle domination that can't be denied.

**PRODUCT DETAILS**

- SUPPORT: 4
- Shrinkage™ Footprint Reduction Technology
- LACING: Traditional
- LINER: Flex Liner with Rad Pad for Lace Comfort
- CUSHIONING: 270° Airbag Cushioning
- FLEX AND RESPONSE: Articulating Cuff, Flex Notches, **NEW** Flex Spine Backstay Design, Stay-Puff Tongue, and Super Grip Toe
- COMFORT: **NEW** Snow-Proof Internal Gusset and Ultra Cush Park 2 Footbed with Aegis™ Antimicrobial Coating

**AVAILABLE COLORWAYS**





**NEW CROSSBONE UPPER CUFF**  
This design balances the free-flexing mobility of an articulating cuff with the lateral support of ultra-light Jumper Cables. The benefits of more ollie pop and pressing power associated with winged hi-backs are brought to the boot itself, resulting in the ability to power up the tip and tail with less effort, and still get tweak-friendly freedom.

AVAILABLE ON  
Rampant



MEN'S BOOTS		FEATURED COLORWAY		SIZES	
PRODUCT NAME	<b>RAPTOR</b>	<b>DARK GREEN / CHOCOLATE</b>			
ITEM No.	<b>252563</b>	  	7	7 <sup>1/2</sup>	8
			8 <sup>1/2</sup>	9	9 <sup>1/2</sup>
			10	10 <sup>1/2</sup>	
			11	11 <sup>1/2</sup>	12
			13	14	15

Quick and precise—the sniper of boots



- PRODUCT DETAILS**
- SUPPORT: 5
  - SHINKAGE™ Footprint Reduction Technology
  - LACING: Sweet Spot Speed Zone™ Lacing System
  - LINER: Imprint™ 3 Liner with Rad Pad for Lace Comfort
  - CUSHIONING: DynoLite EST™ Optimized Outsole with B3 Gel Cushioning
  - FLEX AND RESPONSE: Articulating Cuff, Medium Flex Thin Profile 3D™ Molded Tongue, and Power Spine Backstay
  - COMFORT: **NEW** Snow-Proof Internal Gusset and Level 2 Molded EVA Footbed with ESS Support Shank and Aegis™ Antimicrobial Coating

AVAILABLE COLORWAYS



DARK GREEN / CHOCOLATE

BLACK

NOTES

---



---



---

MEN'S BOOTS		FEATURED COLORWAY		SIZES	
PRODUCT NAME	<b>RAMPANT</b>	<b>BROWN / RED</b>			
ITEM No.	<b>252540</b>	  	7	7 <sup>1/2</sup>	8
			8 <sup>1/2</sup>	9	9 <sup>1/2</sup>
			10	10 <sup>1/2</sup>	
			11	11 <sup>1/2</sup>	12
			13	14	15

Burton's lightest boot ever.



- PRODUCT DETAILS**
- SUPPORT: 5
  - SHINKAGE™ Footprint Reduction Technology
  - LACING: Traditional
  - LINER: Flex Liner with Rad Pad for Lace Comfort
  - CUSHIONING: DynoLite EST™ Optimized Outsole with B3 Gel Cushioning
  - FLEX AND RESPONSE: **NEW** Crossbone Upper Cuff, Flex Spine Backstay, and Medium Flex Thin Profile 3D™ Molded Tongue
  - COMFORT: **NEW** Snow-Proof Internal Gusset and Ultra Cush Park 2 Footbed with Aegis™ Antimicrobial Coating

AVAILABLE COLORWAYS



BROWN / RED

WHITE / BLACK

MARINE / LIME

BLACK / WHITE



MEN'S BOOTS		FEATURED COLORWAY		SIZES	
PRODUCT NAME	<b>AMBUSH</b>	<b>ORANGE / CREAM</b>			
ITEM No.	<b>252547</b>	  	7	7 <sup>1/2</sup>	8
			8 <sup>1/2</sup>	9	9 <sup>1/2</sup>
			10	10 <sup>1/2</sup>	
			11	11 <sup>1/2</sup>	12
			13	14	15

Shockingly light and just as lethal.

- PRODUCT DETAILS**
- SUPPORT: 5
  - SHINKAGE™ Footprint Reduction Technology
  - LACING: Speed Zone™ Lacing System for True Zonal Lacing Control
  - LINER: Imprint™ 3 Liner with Rad Pad for Lace Comfort
  - CUSHIONING: DynoLite EST™ Optimized Outsole with B3 Gel Cushioning
  - FLEX AND RESPONSE: Oversized Flex Notches, Medium Flex Thin Profile 3D™ Molded Tongue, and **NEW** Flex Spine Backstay Design
  - COMFORT: **NEW** Total Comfort Construction, **NEW** Snow-Proof Internal Gusset and Level 2 Molded EVA Footbed with ESS Support Shank and Aegis™ Antimicrobial Coating

AVAILABLE COLORWAYS



ORANGE / CREAM

BLACK / WHITE

NOTES

---



---



---

MEN'S BOOTS		FEATURED COLORWAY		SIZES	
PRODUCT NAME	<b>RULER</b>	<b>WHITE / BLACK / YELLOW</b>			
ITEM No.	<b>252564</b>	  	6	7	7 <sup>1/2</sup>
			8	8 <sup>1/2</sup>	9
			9 <sup>1/2</sup>	10	
			11	11 <sup>1/2</sup>	12
			13	13	14
			15		

Jibs to jumps—a boot that measures up.



- PRODUCT DETAILS**
- SUPPORT: 6
  - SHINKAGE™ Footprint Reduction Technology
  - LACING: Speed Zone™ Lacing System for True Zonal Lacing Control
  - LINER: Imprint™ 2 Liner
  - CUSHIONING: Lightweight Green Rubber™ Outsole with 270° Airbag Cushioning
  - FLEX AND RESPONSE: Power Spine Backstay and Medium Flex Thin Profile 3D™ Molded Tongue
  - COMFORT: **NEW** Total Comfort Construction, **NEW** Snow-Proof Internal Gusset and Level 1 Molded EVA Footbed

AVAILABLE COLORWAYS



WHITE / BLACK / YELLOW

BROWN / BLUE

BLACK / WHITE



**NEW! SNOW-PROOF INTERNAL GUSSET**

All 2012 Burton boot tongues have been upgraded with an internal gusset construction to completely seal the lower zone of the boot, keeping feet warm and dry.

**AVAILABLE ON**

All 2012 Men's, Women's, and Youth Boots



**MEN'S BOOTS**

PRODUCT NAME	FEATURED COLORWAY	SIZES	
<b>TWC</b>	<b>MUSTARD / WHITE</b>	7	7 <sup>h</sup> 8 8 <sup>h</sup> 9 9 <sup>h</sup> 10 10 <sup>h</sup>
ITEM No. <b>252543</b>	 	11	11 <sup>h</sup> 12 13

Ground control to Major Shaun.

**PRODUCT DETAILS**

- SUPPORT: 3
- SHRINKAGE™: Footprint Reduction Technology
- LACING: Traditional
- LINER: **NEW** Imprint™ 1 Liner
- CUSHIONING: Lightweight Outsole with Air Cushioning, ESS Support Shank, and Rubber Ice Spikes
- FLEX AND RESPONSE: Power Spine Backstay and Soft Flex Thin Profile 3D™ Molded Tongue
- COMFORT: **NEW** Snow-Proof Internal Gusset and **NEW** Level 1 Molded EVA Footbed

**AVAILABLE COLORWAYS**



**MEN'S BOOTS**

PRODUCT NAME	FEATURED COLORWAY	SIZES	
<b>MOTO</b>	<b>ARMY GREEN / ORANGE</b>	6	7 7 <sup>h</sup> 8 8 <sup>h</sup> 9 9 <sup>h</sup> 10
ITEM No. <b>252558</b>	 	10 <sup>h</sup>	11 11 <sup>h</sup> 12 13 14 15

Shred better with the world's bestseller.

**PRODUCT DETAILS**

- SUPPORT: 3
- **NEW** Shrinkage™: Footprint Reduction Technology
- LACING: Speed Zone™ Lacing System for True Zonal Lacing Control
- LINER: Imprint™ 1 Liner
- CUSHIONING: Dual-Component Outsole with EVA Cushioning and Rubber Ice Spikes
- FLEX AND RESPONSE: Grip Fit Ribs and Soft Flex Thin Profile 3D™ Molded Tongue
- COMFORT: **NEW** Snow-Proof Internal Gusset and Level 1 Molded EVA Footbed
- The World's Bestselling Snowboard Boot Ten Years Running

**AVAILABLE COLORWAYS**



NOTES

---



---



---

**MEN'S BOOTS**

PRODUCT NAME	FEATURED COLORWAY	SIZES	
<b>INVADER</b>	<b>BLACK / WHITE</b>	6	7 7 <sup>h</sup> 8 8 <sup>h</sup> 9 9 <sup>h</sup> 10
ITEM No. <b>252535</b>		10 <sup>h</sup>	11 11 <sup>h</sup> 12 13 14 15

Standard issue for the shred soldier.

**PRODUCT DETAILS**

- SUPPORT: 2
- LACING: Traditional
- LINER: **NEW** Imprint™ 1 Liner
- CUSHIONING: EVA Cushioning and Rubber Ice Spikes
- FLEX AND RESPONSE: Soft Flex Thin Profile 3D™ Molded Tongue
- COMFORT: **NEW** Snow-Proof Internal Gusset and Level 1 Molded EVA Footbed

**AVAILABLE COLORWAYS**





# WOMEN'S BOOTS



#### NEW RE-ENGINEERED WOMEN'S LINER FIT

For 2012 we worked with our team, testers, and riders like you to completely rethink our women's liners. A redesigned toe box adds wiggle room, drastically improving warmth and out-of-box comfort for a variety of foot shapes. The heel/ankle pocket was also reshaped and enhanced with memory foam to cradle your foot like the side-hugging seats of a high-end beamer, further improving heel hold, circulation, and warmth.

#### AVAILABLE ON

Supreme  
Sterling  
Q  
Axel  
Sapphire

#### WOMEN'S BOOTS



PRODUCT NAME	FEATURED COLORWAY	SIZES							
<b>SUPREME</b>	<b>WHITE / MULTI</b>	5	5 <sup>h</sup>	6	6 <sup>h</sup>	7	7 <sup>h</sup>	8	8 <sup>h</sup>
ITEM No. <b>252570</b>	<b>TRUEFIT</b>	9	10						

The reigning queen of comfort.

#### PRODUCT DETAILS

- SUPPORT: 6
- Women's-Specific True Fit™ Design
- LACING: Speed Zone™ Lacing System for True Zonal Lacing Control
- LINER: Therm-i-c Heat Pre-Wired Imprint 4 Liner with **NEW** Re-Engineered Women's Fit, Rad Pad for Lace Comfort, Plush Cuff 2.0, and **InfinFIT™** Liner Sole
- CUSHIONING: Lightweight Outsole with B3 Gel Cushioning
- FLEX AND RESPONSE: S4 Shell Panels, Articulating Cuff, **NEW** Dual-Component Power Spine Backstay, and **Medium Flex Thin Profile** 3D™ Molded Tongue
- COMFORT: **NEW** Total Comfort Construction, **NEW** True Fit Custom Cuff, **NEW** Snow-Proof Internal Gusset and Level 3 Molded EVA Footbed with ESS Support Shank, Dual-Density Cushioning, and Aegis™ Antimicrobial Coating



#### AVAILABLE COLORWAYS



#### WOMEN'S BOOTS



PRODUCT NAME	FEATURED COLORWAY	SIZES							
<b>STERLING</b>	<b>TAN / BROWN</b>	5	5 <sup>h</sup>	6	6 <sup>h</sup>	7	7 <sup>h</sup>	8	8 <sup>h</sup>
ITEM No. <b>252531</b>	<b>TRUEFIT</b>	9	10						

Like Spa Slippers for All-Mountain Rippers.

#### PRODUCT DETAILS

- SUPPORT: 4
- Women's-Specific True Fit™ Design
- LACING: Traditional
- LINER: Therm-i-c Heat Pre-Wired Flex Liner with **NEW** Re-Engineered Women's Fit, Rad Pad for Lace Comfort, and Plush Cuff 1.0
- CUSHIONING: **NEW** Two-Part EST™ Optimized Outsole with B3 Gel Cushioning and Molded Rubber Tread
- FLEX AND RESPONSE: Articulating Cuff and **Medium Flex Thin Profile** 3D™ Molded Tongue
- COMFORT: **NEW** Snow-Proof Internal Gusset and Ultra Cush Park 2 Molded Footbed with Aegis™ Antimicrobial Coating



#### AVAILABLE COLORWAY







**NEW TRUE FIT CUSTOM CUFF**  
This one-of-a-kind, women's-specific adjustable cuff allows you to fine-tune the fit of the upper boot around your body geometry. The result is an even truer True Fit™ for calves of all shapes and sizes, eliminating potential pressure points to improve comfort and warmth.

**AVAILABLE ON**  
Supreme  
Sapphire



WOMEN'S BOOTS		SIZES							
PRODUCT NAME	FEATURED COLORWAY	5	6	6 <sup>h</sup>	7	7 <sup>h</sup>	8	8 <sup>h</sup>	9
Q	BLACK / TEAL								
ITEM No. 252562									

Rapid response for front, back, or sidecountry.

**PRODUCT DETAILS**

- SUPPORT: 7
- Women's-Specific True Fit™ Design
- LACING: Speed Zone™ Lacing System for True Zonal Lacing Control
- LINER: Therm-iC Heat Pre-Wired Imprint™ 3 Liner with **NEW** Re-Engineered Women's Fit, Rad Pad for Lace Comfort, and Plush Cuff 1.0
- CUSHIONING: Lightweight, Green Rubber™ Recycled Outsole with B3 Gel Cushioning
- FLEX AND RESPONSE: Dual-Component Power Spine Backstay and Firm Flex Thin Profile 3D™ Molded Tongue
- COMFORT: **NEW** Total Comfort Construction, **NEW** Snow-Proof Internal Gusset, Pressure Relief Panel and Level 2 Molded EVA Footbed with ESS Support Shank and Aegis™ Antimicrobial Coating
- EcoSmart™ Recycled Mesh Upper Materials

**AVAILABLE COLORWAY**



NOTES

---



---



---



WOMEN'S BOOTS		SIZES							
PRODUCT NAME	FEATURED COLORWAY	5	5 <sup>h</sup>	6	6 <sup>h</sup>	7	7 <sup>h</sup>	8	8 <sup>h</sup>
SAPPHIRE	WHITE / RUST								
ITEM No. 252542									

Redefine what it means to "ride like a girl."

**PRODUCT DETAILS**

- SUPPORT: 4
- Women's-Specific True Fit™ Design
- LACING: Traditional
- LINER: Therm-iC Heat Pre-Wired Flex Liner with **NEW** Re-Engineered Women's Fit, Rad Pad for Lace Comfort, and Plush Cuff 1.0
- CUSHIONING: 270° Airbag Cushioning
- FLEX AND RESPONSE: Articulating Cuff, Flex Spine Backstay, and Stay-Putt Medium Flex Thin Profile 3D™ Molded Tongue
- COMFORT: **NEW** Snow-Proof Internal Gusset, **NEW** True Fit Custom Cuff, and Ultra Cush Park 2 Molded Footbed with Aegis™ Antimicrobial Coating

**AVAILABLE COLORWAYS**



WOMEN'S BOOTS		SIZES							
PRODUCT NAME	FEATURED COLORWAY	5	5 <sup>h</sup>	6	6 <sup>h</sup>	7	7 <sup>h</sup>	8	8 <sup>h</sup>
AXEL	GRAY / PINK								
ITEM No. 252548									

Featherweight and fit to hit the Sweet Spot.

**PRODUCT DETAILS**

- SUPPORT: 4
- Women's-Specific True Fit™ Design
- LACING: Sweet Spot Speed Zone™ Lacing System [Updated Power Strap Design]
- LINER: Therm-iC Heat Pre-Wired Flex Liner with **NEW** Re-Engineered Women's Fit and Rad Pad for Lace Comfort
- CUSHIONING: DynoLite EST™ Optimized Outsole with B3 Gel Cushioning
- FLEX AND RESPONSE: Soft-Flexing Shell Materials, Articulating Cuff, Flex Spine Backstay, and Medium Flex Thin Profile 3D™ Molded Tongue
- COMFORT: **NEW** Snow-Proof Internal Gusset and Ultra Cush Park 2 Molded Footbed with Aegis™ Antimicrobial Coating

**AVAILABLE COLORWAYS**



WOMEN'S BOOTS		SIZES							
PRODUCT NAME	FEATURED COLORWAY	4	5	5 <sup>h</sup>	6	6 <sup>h</sup>	7	7 <sup>h</sup>	8
EMERALD	CLOVER / ALOE								
ITEM No. 252551									

Rodeo Drive comfort without the ridiculous price tag.

**PRODUCT DETAILS**

- SUPPORT: 5
- Women's-Specific True Fit™ Design
- LACING: Speed Zone™ Lacing System for True Zonal Lacing Control
- LINER: Imprint™ 2 Liner with Hot Pockets Heated by Little Hotties™ Disposable Toe Warmers [Includes Two Pairs]
- CUSHIONING: Lightweight Green Rubber™ Outsole with 270° Airbag Cushioning
- FLEX AND RESPONSE: Power Spine Backstay and Medium Flex Thin Profile 3D™ Molded Tongue
- COMFORT: **NEW** Total Comfort Construction, **NEW** Snow-Proof Internal Gusset, and Level 1 Molded EVA Footbed

**AVAILABLE COLORWAYS**





**HOT POCKETS HEATED BY LITTLE HOTTIES®**  
 Select women's Imprint™ liners are built to accommodate a disposable toe warmer! Just slip one of the included two pairs of disposable Little Hotties® toe warmers into the neoprene sleeve on the top of your foot and feel the heat.

**AVAILABLE ON**  
 Emerald  
 Boutique



WOMEN'S BOOTS

PRODUCT NAME	FEATURED COLORWAY	SIZES							
<b>BOOTIQUE</b>	<b>BLACK / PINK</b>	5	5 <sup>h</sup>	6	6 <sup>h</sup>	7	7 <sup>h</sup>	8	8 <sup>h</sup>
		9	9 <sup>h</sup>	10					

ITEM No. **252549** **TRUEFIT**

Your feet will fall in love.

PRODUCT DETAILS

- SUPPORT: 3
- Women's-Specific True Fit™ Design
- LACING: Speed Zone™ Lacing System for True Zonal Lacing Control
- LINER: **NEW** Imprint™ 1 Liner with Hot Pockets Heated by Little Hotties® Disposable Toe Warmers (Includes Two Pairs)
- CUSHIONING: Lightweight, Low-Profile EST™ Optimized Midsole with B3 Gel Cushioning
- FLEX AND RESPONSE: Soft-Flexing Shell Materials, Flex Spine Backstay, and Soft Flex Thin Profile 3D™ Molded Tongue
- COMFORT: **NEW** Total Comfort Construction, **NEW** Snow-Proof Internal Gusset, and Level 1 Molded EVA Footbed

AVAILABLE COLORWAYS



WOMEN'S BOOTS

PRODUCT NAME	FEATURED COLORWAY	SIZES							
<b>MINT</b>	<b>WHITE / BLUE FADE</b>	4	5	5 <sup>h</sup>	6	6 <sup>h</sup>	7	7 <sup>h</sup>	8
		8 <sup>h</sup>	9	9 <sup>h</sup>	10	11			

ITEM No. **252556** **TRUEFIT**

Not that it's a popularity contest, but this one wins.

PRODUCT DETAILS

- SUPPORT: 3
- Women's-Specific True Fit™ Design
- LACING: Speed Zone™ Lacing System for True Zonal Lacing Control
- LINER: Imprint™ 1
- CUSHIONING: Dual-Component Outsole with EVA Cushioning and Rubber Ice Spikes
- FLEX AND RESPONSE: Grip Fit Backstay and Soft Flex Thin Profile 3D™ Molded Tongue
- COMFORT: **NEW** Snow-Proof Internal Gusset and Level 1 Molded EVA Footbed
- The World's Bestselling Women's Boot Eight Years Running

AVAILABLE COLORWAYS



NOTES

---



---



---

WOMEN'S BOOTS

PRODUCT NAME	FEATURED COLORWAY	SIZES							
<b>COCO</b>	<b>BLACK / WHITE</b>	4	5	6	6 <sup>h</sup>	7	7 <sup>h</sup>	8	8 <sup>h</sup>
		9	10						

ITEM No. **252530** **TRUEFIT**

Falling leaf to frontside air, this boot will get you there.

PRODUCT DETAILS

- SUPPORT: 2
- Women's-Specific True Fit™ Design
- LACING: Traditional
- LINER: **NEW** Imprint™ 1 Liner
- CUSHIONING: Two-Part Outsole with EVA Cushioning and Rubber Ice Spikes
- FLEX AND RESPONSE: Soft Flex Thin Profile 3D™ Molded Tongue
- COMFORT: **NEW** Snow-Proof Internal Gusset and Level 1 Molded EVA Footbed

AVAILABLE COLORWAYS



# YOUTH HARDGOODS

NOTES

---



---



---



YOUTH BOARDS

PRODUCT NAME	FEATURED SIZE	FEEL	ITEM No.
<b>CUSTOM SMALLS FLYING V</b>	<b>140CM (242 WW)</b>	<b>3/3</b>	<b>252313</b>

Come fly with V.



PRODUCT DETAILS


- Double Chair Package
- SPRINGLOADED: **NEW** Flying V™
- SHAPE: Twin
- FLEX: Twin
- CORE: Super Fly™
- FIBERGLASS: Biax™
- BASE: Extruded
- SIDEWALLS: Slantwall
- EXTRAS: Pro-Tip™

AVAILABLE SIZES



GRAPHIC INFO

Inspired by an image we found while flipping through old advertising mags of a cartoon painted on a landscape that vanished into the distance.



YOUTH BOARDS

PRODUCT NAME	FEATURED SIZE	FEEL	ITEM No.
<b>HERO SMALLS</b>	<b>142CM (244 WW)</b>	<b>2/3</b>	<b>252391</b>

\*Look, up in the sky\*



PRODUCT DETAILS

- Double Chair Package
- ROCKER: V-Rocker™
- SHAPE: Twin
- FLEX: Twin
- CORE: Fly™
- FIBERGLASS: Biax™
- BASE: Extruded
- SIDEWALLS: Slantwall
- EXTRAS: Scoop, Rail Ready™ Edge Tune, and Pro-Tip™

AVAILABLE SIZES



GRAPHIC INFO

We drew the characters hidden on this board with our feet. Ok, no we didn't. But it kinda looks that way.



YOUTH BOARDS

PRODUCT NAME	FEATURED SIZE	FEEL	ITEM No.
<b>TWC SMALLS</b>	<b>140CM (235 WW)</b>	<b>3/3</b>	<b>252505</b>

Because your kid is better than the rest.



PRODUCT DETAILS

- Double Chair Package
- Camber
- SHAPE: Twin
- FLEX: Twin
- CORE: Fly™
- FIBERGLASS: Biax™
- BASE: Extruded
- SIDEWALLS: Slantwall
- EXTRAS: **NEW** 120cm Size

AVAILABLE SIZES



GRAPHIC INFO

Shaun worked with Norman Orr, a legendary poster artist for the iconic rock venue Fillmore West. The detail is insane.



YOUTH BOARDS

PRODUCT NAME	FEATURED SIZE	FEEL	ITEM No.
<b>CHOPPER</b>	<b>110CM (203 WW)</b>	<b>1/3</b>	<b>252241</b>

Who needs the pizza wedge when you can have the whole pie?



PRODUCT DETAILS

- Double Chair Package
- Easy Rider Technology
- SHAPE: Twin
- FLEX: Twin
- CORE: Fly™
- FIBERGLASS: Biax™
- BASE: Extruded
- SIDEWALLS: Roundtop
- EXTRAS: Easy Rider Edge Tune

AVAILABLE SIZES



On the three smallest sizes, grippy foot pads and the Rigel accessory that let you tow him around until he's ready to rock bindings.

GRAPHIC INFO

Matthew Skiff likes cartoons, the 80's, horror movies, comic books, and drawing gooey things.



In a galaxy far, far away choppers in all sizes will feature a Star Wars™ graphic so limited in edition we haven't even finalized it yet.





NOTES

YOUTH BOARDS

PRODUCT NAME	FEATURED SIZE	FEEL	ITEM No.
FEELGOOD SMALLS FLYING V	137CM (234 WW)	3/3	252360

For girls who set their sights higher.

PRODUCT DETAILS

- Double Chair Package
- SPRINGLOADED: NEW Flying V\*
- SHAPE: Directional
- FLEX: Twin
- CORE: Super Fly™
- FIBERGLASS: Biax™
- BASE: Extruded
- SIDEWALLS: Slantwall
- EXTRAS: Pro-Tip™

AVAILABLE SIZES



GRAPHIC INFO

The rose is the queen of all flowers and symbolizes honor, faith, balance, wisdom, intrigue, devotion, and timelessness.



YOUTH BOARDS

PRODUCT NAME	FEATURED SIZE	FEEL	ITEM No.
CHICKLET	125CM (230 WW)	1/3	252236

From beginner to better with just one run.

PRODUCT DETAILS

- Double Chair Package
- Easy Rider Technology
- SHAPE: Twin
- FLEX: Twin
- CORE: Fly\*
- FIBERGLASS: Biax™
- BASE: Extruded
- SIDEWALLS: Roundtop
- EXTRAS: Easy Rider Edge Tune

AVAILABLE SIZES



On the three smallest sizes, grippy foot pads and the Right accessory that let you tow her around until she's ready to rock bindings.

GRAPHIC INFO

Unicorns, stars, and hearts—Vermont illustrator Erin Inglis' ultra girly graphic puts Candyland to shame.



EASY RIDER

Easy Rider on the Chopper®, Chicklet™, and After School Special gives kids an incredibly soft and forgiving board that's virtually impossible to catch an edge on. With a convex base that lifts the edges off the snow and a super soft flex, these boards make it easy for lightweight riders to turn, stop, and ollie.

AVAILABLE ON

Chopper  
Chicklet  
After School Special



YOUTH BOARDS

PRODUCT NAME	FEATURED SIZE	ITEM No.
AFTER SCHOOL SPECIAL	BOARD - 100CM (188WW) / BOOT - 2 / BINDING - YOUTH	235093

Easier than a tricycle with training wheels.



PRODUCT DETAILS

- **BINDING FEATURES**
- BASEPLATE: Single-Component Lightweight, Bomb-Proof Polycarbonate
- HI-BACK: Ultra-Lightweight Single-Component Freestyle Grom HI-Back
- STRAPS: Onestrap™ with Ergo Shaped Easy Entry Ratchet Tongue
- BUCKLES: Kid-Friendly Smooth Glide™ Buckles—Easy to Use with Little Paws
- EXTRAS: Includes Kid's Sticker Pack
- RESPONSE: 3
- **BOOT FEATURES**
- LACING: Dualzone Shred Ready Velcro™ Straps
- LINER: Liner-Less with 3M™ Thinsulate™ Insulation
- CUSHIONING: DynoLite
- OUTSOLE with Size Indicator
- COMFORT: Room-to-Grow™ Footbed—Get One Full Extra Size
- SUPPORT: 1
- **BOARD FEATURES**
- Double Chair Package
- Easy Rider Technology
- SHAPE: Twin
- FLEX: Twin
- CORE: Unreal!
- FIBERGLASS: Biax™
- BASE: Extruded
- SIDEWALLS: Slantwall
- EXTRAS: Easy Rider Edge Tune and NEW 5% Softer Flex
- FEEL: 1/3





**FREESTYLE GROM HI-BACK**  
The Freestyle Grom super soft hi-back is shaped so that the minis can grab their board and carry it easily with their crayon carrying, mitten smothered hands.

**AVAILABLE ON**  
Freestyle Grom



**NEW**

YOUTH BINDINGS

PRODUCT NAME	FEATURED COLORWAY	SIZES
<b>MISSION SMALLS</b>	<b>BLACK / WHITE</b>	SMALL

ITEM No. **252192**

No matter where your mission takes you.

PRODUCT DETAILS

- SUPPORT: 4
- BASEPLATE: Park Blend Single-Component Short-Glass/Nylon Composite
- HI-BACK: **NEW** Single-Component Canted Living Hinge™ Team Skyback™ II
- STRAPS: **NEW** Aysm Luxstrap™ and Primo Capstrap™
- BUCKLES: Smooth Glide™ Buckles
- CUSHIONING: EVA Baseplate Cushioning

AVAILABLE COLORWAYS



YOUTH BINDINGS

PRODUCT NAME	FEATURED COLORWAY	SIZES
<b>FREESTYLE GROM</b>	<b>WHITE</b>	YOUTH XS

ITEM No. **232234**

Open sesame! Effortless entry is magic.

PRODUCT DETAILS

- SUPPORT: 3
- BASEPLATE: Single-Component Lightweight, Bomb-Proof Polycarbonate
- HI-BACK: Ultra-Lightweight Single-Component Freestyle Grom Hi-Back
- STRAPS: Onestrap™ with Ergo Shaped Easy Entry Ratchet
- TONGUE
- BUCKLES: Kid-Friendly Smooth Glide™ Buckles—Easy to Use with Little Paws
- EXTRAS: Includes Chopper™ and Chicklet™ Snowboard Sticker Pack

AVAILABLE COLORWAYS



NOTES

---



---



---



YOUTH BOOTS

PRODUCT NAME	FEATURED COLORWAY	SIZES
<b>ZIPLINE</b>	<b>BLACK / GRAY / BLUE</b>	4 (22cm) 5 (23cm) 6 (24cm) 7 (25cm)

ITEM No. **252572**

The fast track to all-mountain mayhem.

PRODUCT DETAILS

- SUPPORT: 2
- LACING: Kid-Friendly Sweet Spot Speed Zone™ Lacing System with Upper Velcro™ Strap
- LINER: Youth Imprint™ Liner
- CUSHIONING: DynoLite Outsole
- COMFORT: **NEW** Snow-Proof Internal Gusset and Level 1 Molded EVA Footbed



AVAILABLE COLORWAYS



YOUTH BOOTS

PRODUCT NAME	FEATURED COLORWAY	SIZES
<b>GROM</b>	<b>BLACK / WHITE / MULTI</b>	11C 12C 13C 1K 2K 3K 4K 5K 6K

ITEM No. **231723**

Mini shred menace that grows as they go.

PRODUCT DETAILS

- SUPPORT: 1
- LACING: Dualzone Shred Ready Velcro™ Straps
- LINER: Liner-Less with 3M™ Thinsulate™ Insulation
- CUSHIONING: DynoLite Outsole with Size Indicator
- COMFORT: **NEW** Snow-Proof Internal Gusset, Room-to-Grow™ Footbed—Get One Full Extra Size



AVAILABLE COLORWAYS



NOTES

---



---



---



**1. TUNING VISES** ITEM No. 228702

Become a tuning mad scientist. So Simple a Monkey Could Set It Up - Vertical and Horizontal Board Mounting Options - Anti-Slip Board Grips - Mounts to Virtually Any Table - Integrated Bottle Opener - Screwdriver Holder

**2. HOTSTICK IRON** ITEM No. 229695

Cause your dad hates "wax slacks." Easy-To-Use, Three-Temperature, Calibrated Settings Ideal for All Burton Waxes - Square, Flat Sole Plate Heating Element for Even Waxing Coverage - Ergonomic Design and Performance - Soft Grip Handle

**3. FILEGUIDE** ITEM No. 229690

Tune, de-tune, re-tune. Easily Adjustable Fileguide to 90°-93° Side Edge Bevel and 0-3° Base Edge Bevel - Anatomical Handle - Wide Faceplate Designed Specifically for Tuning Boards - File and Ceramic Stone Included

**4. BULK SHOP WAX** ITEM No. 253868

You can never have too much of a good thing. All Temperature Condition Formulation: 32°F to 14°F [0°C to -10°C] - Apply with Iron Set to Medium Heat - 400G

**5. HYDROCARBON HOT WAX—ALL TEMP** ITEM No. 229696

Light the afterburners. All-Purpose Wax for Most Days - Non-Fluorinated Version of our All Temp Wax - All Temperature Condition Formulation: 32°F to 14°F [0°C to -10°C] - Apply with Iron Set to Medium Heat, Scrape, Brush (Optional) and Go - 80 Grams

**6. FLUORO HOT WAX—ALL TEMP** ITEM No. 229691

Fluor it! Super Versatile, All-Purpose Wax - Lightly Fluorinated for Accelerated Speed - All Temperature Condition Formulation: 32°F to 14°F [0°C to -10°C] - Apply with Iron Set to Medium Heat, Scrape, Brush (Optional) and Go - 80 Grams

**7. FLUOROCOMP PASTE WAX—WARM** ITEM No. 229687

Always slippery, never sticky. Easy-to-Apply, Competition-Grade Fluorocarbon Paste - Warm Temp / Condition Formulation: 18°F [-8°C] and Warmer - Rub in, Let Dry, Then Buff—No Iron or Scraping Required - Application Pad - 40 Grams

**8. FLUOROCOMP PASTE WAX—COLD** ITEM No. 229686

Midwinter mega booster. Easy-to-Apply, Competition-Grade Fluorocarbon Paste - Cold Temp / Condition Formulation: 18°F [-8°C] and Colder - Rub in, Let Dry, Then Buff—No Iron or Scraping Required - Application Pad - 40 Grams

**9. FLURO PASTE WAX—ALL TEMP** ITEM No. 229692

Perfect for lubing your board between rides. Easy-to-Apply Fluorocarbon Paste - All-Temp / Condition Formulation: 32°F to 14°F [0°C to -10°C] - Rub in, Let Dry, Then Buff—No Iron or Scraping Required - Application Pad - 40 Grams

**10. TRI-SCRAPER** ITEM No. 229701

Hot three-way action! Six Sides Mean There's Always a Sharp Edge - Ruled Edge - Edge-Scraping Corner Notch

**11. FLUOROCOMP HOT WAX—ALL TEMP** ITEM No. 234872

The team choice for all-season speed. Competition-Grade, Temperature-Specific Fluorinated Wax for Accelerated Speed - All Temperature Condition Formulation: 32°F to 14°F [0°C to -10°C] - Apply with Iron Set to Medium Heat, Scrape, Brush (Optional) and Go - 40 Grams

**12. FLUOROCOMP HOT WAX—SLUSH** ITEM No. 253871

Knuckle-clearing speed for mellow weather riding. Competition-Grade, Temperature-Specific Fluorinated Wax for Accelerated Speed - Warm Temperature Condition Formulation: 27°F [-3°C] and Warmer - Apply with Iron Set to Low Heat, Scrape, Brush (Optional) and Go - 40 Grams

**13. FLUOROCOMP HOT WAX—ICE** ITEM No. 253870

As if that bulletproof pipe isn't fast enough. Competition-Grade, Temperature-Specific Fluorinated Wax for Accelerated Speed - Cold Temperature Condition Formulation: 18°F [-8°C] and Colder - Apply with Iron Set to High Heat, Scrape, Brush (Optional) and Go - 40 Grams

**14. GREEN WAX** ITEM No. 229694

Please the snow gods. Eco-Friendly Soy-Based Formula - All-Temp / Condition Formulation: 32°F to 14°F [0°C to -10°C] - Just Rub, Buff, and Enjoy the Glide—No Iron or Scraping Required - Or Iron in for Longer Lasting Performance - 40 Grams

**15. RUB-DOWN WAX** ITEM No. 253877

Rub one out in the parking lot. All-Temp / Condition Formulation: 32°F to 14°F [0°C to -10°C] - Just Rub, Buff, and Enjoy the Glide—No Iron or Scraping Required - Buffing Pad - 20 Grams

**16. BOMBER BOOT LACES** ITEM No. 252573

Same High-Quality Laces That Come with Burton Boots

**17. BULLET TOOL** ITEM No. 229683

Ratch-a-tat-tat. Able to Operate With Gloves On - Lightweight and Compact - Foldout Handle for Maximum Ratchet Power - #2 and #3 Phillips - Flat Head - 4MM Allen Key - 10MM Wrench

**18. EST TOOL** ITEM No. 253869

Micro-adjustable action. Able to Operate With Gloves On - Pocket-Friendly Design - #2 and #3 Phillips - Works with Traditional and Burton EST™ Bindings - Bottle Opener - Keychain Loop

**19. FBI-6** ITEM No. 229689

A pit crew for your pocket. Able to Operate With Gloves On - Integrated Bits Won't Get Lost - 90° and 180° Locking Positions for Ergonomic Operation - Ultra-Lightweight, Pocket-Friendly Design - Smooth, No-Snag Composite Cover - #2 and #3 Phillips - Flat Head - 4MM Allen Key - Bottle Opener

**20. ZIP TOOL** ITEM No. 229704

Ultra-compact for on-the-fly adjustments. Ultra-Lightweight, Pocket-Friendly Design - #2 and #3 Phillips - Flat Head - 4MM Allen Key - 10MM Wrench - Goggle Squeegee

**21. CORD LEASH** ITEM No. 229688

Just in case your bindings spontaneously combust. Able to Operate With Fast Clipping Action

**22. WEB LEASH** ITEM No. 229703

Obey the law. Easy Side-Release Buckle - Super Durable Nylon-Covered Surf-Style Leash



NOTES

---



---



---

**23. CABLE LOCK** ITEM No. 229684

Houdini-proof. Pocket-Friendly, Compact Shape - Three-Number Combination

**24. TETHER LOCK** ITEM No. 229700

Don't be a statistic. Retractable Coiled Steel Leash/Lock Combo - Three-Number Combination

**25. SPEED ZONE LACE KITS** ITEM No. 252575

Each Kit Includes Two Injected Winder Handles [One Lower Zone and One Upper Zone] - One Speed Zone™ Replacement Tool - One Instructional Card

**26. RIGLET REEL** ITEM No. 252582

Attach this nifty I'll reel to the nose of the youth Chopper™ and Chicklet™ boards and you have a quick and easy way to pull your I'll one around while they get used to standing sideways.

**27. AIR LOGO MAT** ITEM No. 229679

Mo' grip, less slip. Oversized, High-Traction Design - Colorways: Clear, Translucent Black

**28. LARGE SCRAPER MAT** ITEM No. 229697

Like AWD for the lift line. Full Foot Grip - Colorways: Clear, Translucent Black

**29. MEDIUM SPIKE MAT** ITEM No. 229698

May or may not kill vampires. Aluminum Spikes - Colorways: Clear, Translucent Black

**30. SPLIT MAT** ITEM No. 253875

A traction two-for-one. Two-Piece Mat for Customizable Traction - Colorways: Clear, Translucent Black

**31. FOAM MAT** ITEM No. 229693

Don't slip when getting off the lift. Traction Where You Want It

**32. ALUMINUM LOGO MATS** ITEM No. 229680

Ice out your ride. Corrosion-Resistant, Aircraft Aluminum - Two-Pack - Colorways: Purple, Black

**33. MINI SCRAPER MATS** ITEM No. 229699

Focused traction. Two 2" Disks for Traction Where You Want It - Two-Pack - Colorways: Clear, Translucent Black, Purple / Green

**34. ALUMINUM STUD MATS** ITEM No. 229681

Stick to face for instant robot costume. The Power of Six Studded Mats - Corrosion-Resistant, Aircraft Aluminum Studs - Customized Traction Pattern - Six-Pack - Colorways: Primary, Black

**35. CHANNEL MAT** ITEM No. 229685

Unlimit your traction. Replaces The Channel Plug Found on Select 2012 Burton Snowboards - Two Position Adjustability for Maximum Traction Options

**36. GRAB RAILS** ITEM No. 258418

Tail or nose, but never tiny. Add torque to your tweak. Mounts Around Edge of Topsheet for Added Grabbing Power - Two-Pack - Colorways: Retro, Black

**37. THINBED** ITEM No. MEN'S 252583, WOMEN'S 252584

Only the feeling gets through. Minimized 5MM EVA Pad - Women's-Specific True Fit™ Design on Women's ThinBED - Tool-Free Function - Compatible Exclusively with Burton's EST™ Bindings - SIZES: S / M / L

**38. CANTBED 2.0** ITEM No. MEN'S 252576, WOMEN'S 252577

Why fight that natural feeling? 3.5 Degree Cant - EVA and B3 Gel Cushioning - Stance Indicator Window - Tool-Free Function - Compatible Exclusively with Burton's EST™ Bindings - SIZES: S / M / L

**39. GETTAGRIP CAPSTRAP** ITEM No. 252578

Don't lose it! Includes Dual-Component Smooth Glide™ Buckles and Tool-Free Hardware - Compatible with ALL Burton Men's and Women's Bindings - SIZES: S / M / L

**40. M6 HARDWARE KIT** ITEM No. 252580

Don't get left out in the cold. Mounts Burton Disc Bindings to 3D™ or 4x4 Boards with Eight or Less M6x16MM Screws and Washers - One Size Fits All

**41. M6 TRANSITION KIT** ITEM No. 252579

Get connected. Makes ALL 2008-2010 Burton Bindings Compatible with 2011 and 2012 Burton Boards Featuring The Channel - One Size Fits All

**42. TONGUE AND SLIDER KIT** ITEM No. 252585

Upgrade your old toe straps with a set of freshies. Compatible with all 2008-2012 Burton Mens and Womens bindings - One Size Fits All

**43. BASIX THERM-IC BATTERY PACKS** ITEM No. 233806

Bring more heat to your feet. Three Heat Settings - Level 1: 37°C / 99°F - Level 2: 45°C / 113°F - Level 3: 70°C / 158°F - LED Indicator Light - Impulse Control - Promotes Healthy Blood Circulation for Improved Warmth - Low-Profile Design - Each Pack Powered by Four AAA Batteries [Not Included, Pick Up Some - Rechargeables!]



**44. BOARD WALL MOUNTS** ITEM No. 229682

Start a shred museum. Three-Point Mounting System Fits Any Snowboard - Mounts to Any Flat Surface - Mounting Hardware and Instructions Included

# CRAIG KELLY PROTO FACILITY

Technical evolution takes on a whole new meaning thanks to our newly dedicated Craig Kelly Proto Facility, where his passion for innovation continues today. Our own custom-built in-house rapid prototyping machinery allows us to take an idea, build it, and then ride it the very next day. We can tweak and rebuild accordingly, sometimes creating hundreds of prototypes until our team's standards are met. Test, refine, repeat. Instant feedback. Endless progression.

*Craig Kelly*





# 2012 BOARD TECH GLOSSARY

## GET ABOARD

To help you narrow your selection, we have divided the line into five tiers based on features and technology. "Get aboard" based on your performance needs, bankroll, and riding style.

### HELI FEATURES PACKAGE



Exotic materials manipulated to evolve the state of the snowboard art. We've got an in-house proto shop filled with customized board-building machinery, so when we want to make something, there's nothing stopping us.

MODELS: Method, Vapor™

### TRAM FEATURES PACKAGE



Each year we push our ultra high-end technologies further in search of unmatched weight-savings, strength, and shreddability.

MODELS: Custom X™, Fortress™

### GONDOLA FEATURES PACKAGE



Setting the benchmark with boards that are lighter, faster, and stronger for more air, quicker turns, and more fun no matter what the terrain or conditions.

MODELS: Fish™, NEU Barracuda, Freebird, Custom™, Custom Flying V™, TuC Pro, Sherlock, Joystick™, Feelgood™, Feelgood Flying V™

### HI-SPEED QUAD FEATURES PACKAGE



Adding performance, speed, and strength while reducing weight, with results even a novice will immediately appreciate. You will find many of our team riders on these boards.

MODELS: Hero, Whammy Bar, Aftermath, Process, Process Flying V™, Nug, Lip-Stick™, Blender, Déjà Vu, Déjà Vu Flying V™

### DOUBLE CHAIR FEATURES PACKAGE



We begin where many competitors consider the top of the line. A great place to start, you'll be riding the same boards as some of the best riders out there.

MODELS: NEU Honcho, Blunt, Clash™, Bullet, TuC Standard, Lux, Feather™, Social, NEU Genie, Custom Smalls Flying V™, Feelgood Smalls Flying V™, Hero Smalls, TuC Smalls, Chopper®, Chicklet™, After School Special

## WOMEN'S-SPECIFIC TRUE FIT DESIGN

Enjoy a more harmonious connection with Burton's True Fit™ women's boards, boots, and bindings. True Fit means that every element of every piece of your setup—from boot liners to lace guides, baseplate to strap designs, board shapes to flex profiles—has been designed and engineered for the way women ride. Because when it fits right, it rides better.



## BURTON FEEL RATING

The Burton Feel Rating is a measure based on the board's torsion, flex and shape. Boards with a stiff torsional twist initiate turns quickly, and with power. A soft torsional twist is more forgiving for rails and basic freestyling. A board's flex is measured from tip to tail. Softer flexes are preferred by both park riders and beginner/intermediates. Stiffer flexes cater to speed and carving precision. A board's shape helps determine performance for specific body/boot sizes and effective edge control in particular conditions. The 1-10 scale is more than just a measure of stiff (10) to soft (1) boards, and a higher Feel Rating doesn't mean it's more difficult to ride. It simply helps you compare boards within our line to determine which is best for your style. Youth boards are fine-tuned for younger rippers and get rated on their own scale with 3/3 being more powerful and 1/3 more forgiving.



**GREEN WAX:** Boards built at our manufacturing center in Austria feature an eco-wax mix containing beeswax, carnauba, and soy oil.

**HIGH-DEF PRINTING:** Eliminates printing chemicals. Uses more eco-efficient inks than traditional printing methods.

## FACTORY TUNING

### MICROFINISH

We go through great lengths to ensure every board we make is waxed, buffed, finessed, and shred-ready. Our Microfinish process involves over 30 finishing steps, including an edge tune and detune, that puts the right amount of sharpness and bevel on each board to ensure the perfect finish for all riding styles and conditions.

### ENDURO WAXING PROCESS

After Microfinishing comes Enduro Waxing. Each board is waxed and hot-buffed for a shiny, super fast ride right out of the shop. Boards built at our manufacturing center in Austria

harness the glide and durability of an eco-wax mix containing beeswax, carnauba, and soy oil.

### INFINITE RIDE

This Burton-exclusive technology allows us to maximize pop and strength by overbuilding the board, then putting it in a machine that breaks in the board for you. Whether you choose to ride Springloaded, Rocker, or Camber, rest assured that with Infinite Ride™ your board will maintain its flex, pop, and feel from the first day forward, season after season.



## MOUNTING

### THE CHANNEL™

Now on more boards and evolved for greater performance, The Channel™ has staked its claim as snowboarding's most direct connection. Focusing power through a central connection that acts as a backbone for the board's internal tech, it also lets you easily micro-adjust your stance width and angles with all binding formats including EST™, Re:Flex™, and Disc. The upgrade to M6 means we're using a standardized hardware size that improves upon performance and ease-of-use, and allows for compatibility with select competitor bindings, making it a choice for any rider.

### M6 TRANSITION KIT

The M6 Transition Kit (available for free with Burton board purchase) contains everything needed to ride pre-2011 Burton Disc and EST™ bindings with the latest generation of The Channel. The kit includes two retro discs for compatibility with Burton Disc bindings, as well as a full set of the M6 Transition hardware for compatibility with both Burton disc and EST™ bindings.

## GREEN MOUNTAIN PROJECT

We've infused recycled plastic, metal, and manufacturing waste into our:

- TOPSHEETS:** 20-30% recycled content.
- SINTERED WFO BASES:** 50% recycled content.
- SINTERED BASES:** 20% recycled content.
- EXTRUDED BASES:** 40% recycled content.
- STEEL EDGES:** 60% recycled content.
- SIDEWALL CONSTRUCTION:** 20% recycled content depending on color.
- THE CHANNEL PLUG:** 100% recycled content with 50% recycled metal logos.
- STAINLESS STEEL EDGES:** 90% recycled content. In the 2012 product line alone, our use of recycled metal edges saved 41,834 pounds of waste from the landfill.

Plus, we've reduced waste, pollution, and our carbon footprint with:

- WOOD CORES:** Select wood cores feature certified wood harvested in a sustainable manner.
- VAPORSKIN MODELS:** More efficient through the reduction of materials.
- AUSTRIAN FACTORY:** Improvements include providing heat and energy to the local village by burning all wood scraps in the furnace. Materials also come from within a 250 mile radius to reduce the overall carbon footprint.

## CONSTRUCTION

### ULTRAMETH CONSTRUCTION

UltraMeth™ on the Method represents a paradigm shift in high performance and the lightest composite matrix board construction to date. Blending unconventional design with the latest in aerospace technology, UltraMeth analyzes every element—edges, core, fiberglass, even the shape of the sidewalls—in terms of function, weight-savings, and performance. The result is a board that not only challenges convention, but also the law of physics.

### VAPORTECH CONSTRUCTION

NASA-grade wizardry harnessed for snowboarding, Vaportech™ on the Vapor™ is an optimized construction methodology that enhances strength-to-weight, setting the industry standard for snow-sensitivity, ideability, and overall durability.

## CAMBER / ROCKER / SPRINGLOADED

### CAMBER

An advocate of powerful turns and poppy precision, camber speaks to the core values of board design. Offering a snappy suspension, camber distributes weight evenly over the entire length of the board allowing for smooth, continuous edge control from tip to tail.



### FLYING V

A Springloaded blend of camber and rocker performance, Flying V™ offers the best of both worlds. Rocker overall, including between and outside your feet, enhances playfulness and float through pow. Underneath your feet, subtle camber zones focus edge-control for crisp snap, added pop, and power through turns.



### S-ROCKER

Speed and float are your friends, and that's what our Springloaded S-Rocker™ is all about. Entry rocker extends from the nose to under your front foot, then transitions to camber between your feet. Compressing the camber causes the entry rocker to naturally lift the nose, thus improving float while maintaining momentum and stability through deep-driving pow turns and variable conditions.



### V-ROCKER

Continuous rocker between your feet and in front of your feet towards the tip and tail creates catch-free playfulness and improved float from peak to park. Frostbite Edges enhance power and grip, balancing the board's overall loose and forgiving feel.



### EZ V

Get right to the good times with our EZ V. Catch-free and forgiving, continuous rocker combines with the effortless edge control of a slightly tapered shape for more float, fun and all-around easiness regardless of terrain or condition.



## FLEX

### TWIN

The flex is perfectly symmetrical from tip to tail for a balanced ride that's equally versatile regular or switch.

### DIRECTIONAL

This versatile flex features increased pop in the tail and a more resilient nose that allows riders to easily maintain control and flow through all terrain and conditions.

## SHAPE

### TWIN

The shape is perfectly symmetrical for a balanced ride that's equally versatile when ridden regular or switch. Jib, spin, stomp, and butter with a greater balance of freestyle mobility and cat-like stability no matter which way you point it.

### TWIN-LIKE

Whether riding regular or switch, get the freestyle feel of a twin shape with improved float and control through variable terrain and conditions.

### DIRECTIONAL

The classic, most versatile snowboard shape, designed to be ridden with a slightly longer nose than tail to concentrate pop in the tail while still giving you plenty of float, flow, and control to rip any terrain or condition.

### TAPER

A tapered shape means the nose is wider than the tail, promoting smooth turn entry and exit, stability at speed, and enhanced deep snow flotation. Look for different amounts of taper throughout the line.

Fish™: 38mm [the most taper of any powder board on the planet]  
 NEU Barracuda: 15mm  
 Freebird: 7mm  
 TuC Standard/Clash™/Bullet™/Feather™: 3mm to 6mm depending on size

## CORES

### NEW ULTRAFLY CORE

Our lightest core ever, Ultrafly introduces an engineered design that revolutionizes the strength-to-weight and performance that can be achieved with a wood core construction.

MODELS: Method, Vapor™

### DRAGONFLY CORE

Over 500 independent laminations, each individually oriented within the core, result in superior weight-savings, strength, and energized response.

MODELS: Custom X™, Fortress™

### SUPER FLY II CORE

Stronger and lighter woods target specific areas of the core to provide pop, strength, and reduced weight. Further optimized for float in our freeride focused boards, and strength in our park-focused boards.

### SUPER FLY CORE

Lightened up and loaded with pop, this vertical sandwich of hard and soft woods saves weight and improves snap and response. Further optimized for float in our freeride focused boards, and strength in our park-focused boards.

### WIDE

The following boards offer versions of their signature rides in wider platforms that are redesigned from the ground up with the larger-footed rider in mind.

MODELS: Vapor™, Custom X™, Custom™, Custom Flying V, Joystick, Hero™, Blunt, NEU Honcho, Bullet™, TuC Standard, Blunt™

### MID WIDE

Optimized around a size US 10-10½ men's boot, the added waist width eliminates toe and heel drag, thus increasing stability and fun. Select sizes of the Feather™ have also been widened slightly to match the demands of female riders.

Mid wide boards include: Joystick™, Hero, Process, Process Flying V™, Whammy Bar, NEU Honcho, TuC Standard, Feather™ [Select sizes only]

### FLY CORE

Our classic tip to tail wood core, constantly improved upon in terms of flex, feel, pop, and strength.

### UNREAL! CORE

Through the use of a synthetic material specially formulated for strength and softness, the Unreal! core gives the littles rippers an extra forgiving, easily flexed board to learn and improve on.

MODELS: After School Special, Chopper™, Chicklet

### EGD: ENGINEERED GRAIN DIRECTION

A Burton exclusive. Manipulating the angles and direction of wood grain placement within the core results in ultimate edge-hold, response, and durability.

### MULTIZONE EGD

In four separate zones, the wood grain is perpendicular to the core adjacent to The Channel—the area from which a rider's power emanates—for ultimate strength and edge control.

### DUALZONE EGD

The wood grain is positioned along the toe and heel edges on two continuous zones, perpendicular to the rest of the wood core, for consistent edge-hold and added strength.

FIBERGLASS

S2 METHODSKIN

The infusion of S2 fiberglass results in envelope-pushing performance and increased strength in the lightest composite matrix board construction to date.

CARBON VAPORSKIN

Higher amounts of carbon in this minimized topsheet membrane result in superior weight-savings, snap, and energized response.

Featured on the Vapor™.

VAPORSKIN

This minimized, carbon-based topsheet membrane drops weight while magnifying board feel and snap, allowing you to navigate through terrain with newfound intuition.

Featured on the Custom X and Fortress.

TRIAx FIBERGLASS

Versatile flex and response for everything from mini to mega shred.

DUAL DENSITY TRIAX FIBERGLASS

Dual density fibers from tip to tail add strength and snap without sacrificing weight-savings.

BIAx FIBERGLASS

Features a jib-friendly, low-torsional flex and forgiving, park-friendly feel.

DUAL DENSITY BIAx FIBERGLASS

Dual density fibers from tip-to-tail strengthen the board without changing the weight or overall buttery nature Biax™ fiberglass is famous for.

BASES

METHLON BASE

The secret to speed is Teflon™—quite possibly earth's slickest substance. Highly durable and low-maintenance, Methlon creates blistering speed that lasts all season.

Exclusive to the Method.

SINTERED WFO BASE

Infusing a specially formulated wax deep into the pores of this extra-absorbent, high-density sintered material results in an ultra-durable base that stays Wide Fl#ing Open all season in any condition.

SINTERED BASE

Durable and highly porous, get added durability and superior wax absorption for greater overall glide.

EXTRUDED BASE

Speed, strength, and graphical pop in a base that requires little maintenance. Pass your friends without even waxing.

EDGE TECHNOLOGY

FROSTBITE EDGES

Edges beneath your bindings extend out slightly for tremendous edge-hold on hard, icy conditions. Powerful when you need them, playful when you don't, Frostbite Edges are hungry for hard-pack while remaining ever forgiving in softer conditions.



GRIP & RIP EDGE TUNE

The standard for slicing and dicing the entire mountain.

RAIL READY EDGE TUNE

Beveled so you can slide without hang-ups, yet still get grip for slashing and jumping.

CRUISE CONTROL EDGE TUNE

This catch-free edge tune combines with rocker on the Clash™, Feather™, and Bullet™ to help new riders progress, and good riders get even better.

EASY RIDER EDGE TUNE

The NEW Genie, Chopper™, Chicklet™, and After School Special feature beveled, catch-free edges to help riders learn faster with fewer hang-ups.



STAINLESS STEEL EDGES

Get superior defense against rust and corrosion for edges that remain razor-sharp.

DESIGN ELEMENTS

SQUEEZEBOX

Squeezebox is a patent-pending technology that transfers energy outward from under your feet, energizing the tip and tail for added snap when exiting a turn and ollieing. Thinner core sections underfoot transition to thicker, more powerful areas between and outside your feet for a more stable board that can be powered up and manipulated with less effort.



ELLIP KICKS

This elliptical tip and tail shape promotes pop while providing added float and clearance when riding pow and variable conditions.

MID SPOON

A slight base convexity between your feet creates a super loose, catch-free feel that jibs without hang-ups and enhances foot control. The convexity also adds a bit of extra snap without sacrificing torsional softness—perfect for poppin' bigger ollies.



SCOOP

This exaggerated tip and tail scooping turns up the edges for a looser, more forgiving feel that adds catch-free fun when riding everything from a knee-high box to neck-deep pow.



SMOOTH RIDE

Smooth Ride™ internal dampening lets you ride faster through rough terrain with more control and less impact on your body. The negative vibrations and shock are cushioned by the board before making it to your body. Featured on the Process Flying V™, Process, Sherlock, Fortress, Déjà Vu Flying V™, and Déjà Vu.

CRUISE CONTROL

Cruise Control™ boosts confidence with the catch-free combo of a softer flex and mellowed edge tune. On tapered boards with EZ V like the Clash™, Bullet™, and Feather™ the nose is fully convex for all-terrain stability, whereas rockered twins like the Blunt and Lux V-Rocker are convex at the nose and tail for freestyle fun regular or switch.



LIGHTNING BOLTS

Radiating outward from beneath your feet, these energy transfer strands allow us to make the board poppier and more responsive without making it stiff. For dual-drive power and response, the Hi-Voltage version features energy transfer strands woven into the fiberglass both above and below the board's core.



CARBON I-BEAM

This ultra-light carbon backbone increases pop and longitudinal snap.

JUMPER CABLES

Jumper Cables are ultra-light carbon stringers that radiate energy outward from your feet towards the tip and tail. The result is greater pop and more snap when powering through turns without sacrificing the board's overall playful feel. For maximum flight, Jumper Cables Hi-Voltage on the Joystick™, Hero, Aftermath, and Lip-Stick™ use carbonated rods for ultra-electrified pop and performance.



PRO-TIP

A tapered tip and tail thickness reduces swing weight for easier mobility.

SIDEWALL TECHNOLOGY

SLIMRAIL

This streamlined, ultra-minimized sidewall design, found on the Method, Vapor™, Fish™, and Fortress shaves weight without sacrificing edge-hold, strength, or rideability.

10:45 SIDEWALLS

Aggressive rippers take note. 10:45's extra-meaty, dual angle geometry results in bomber impact absorption.

EASY RIDER

Easy Rider on the NEW Genie, Chopper™, Chicklet™, and After School Special gives riders an incredibly soft and forgiving board that's virtually impossible to catch an edge on. With a convex base that lifts the edges off the snow and a super soft flex, these boards make it easy to learn balance and board control.



2012 BOARD FEATURES

Table with columns for board features (Method, Fish, Barracuda, etc.) and rows for board models (Heli Package, Tram Package, etc.).

SLANTWALL

A 28° profile creates a consistent edge-hold that cuts like a knife.

# SPECS

	Length	Nose Length	Running Length	Tail Length	Overall Length	Effective Edge	Nose Width	Front WW	Waist Width	Back WW	Tail Width	Taper	Slicebut	Radius	Bend	Nose Height	Tail Height	Stance	Stance Position	Binding Size	Mounting	Weight Range (lb)	Weight Range (kg)	Gender	Shape/Flex
Aftermath	52	200	1120	200	1520	1165	286.3	255.6	245.0	256.9	286.3	0	20.65	7.6	Camber	56	56	530	10	Small/Medium	Channel	115-165	52-75	Male	Twin-Like/Dir
	55	197.5	1160	197.5	1555	1205	289.8	257.3	247.0	258.6	289.8	0	21.38	7.88	Camber	54	54	530	10	Medium	Channel	125-175	57-79	Male	Twin-Like/Dir
Barraouda	200	1180	200	1580	1225	292.5	260.1	249.0	261.5	292.5	0	21.75	8.01	Camber	56	56	560	10	Medium/Large	Channel	130-180	59-82	Male	Twin-Like/Dir	
	41	200	1210	200	1610	1255	294.6	260.9	250.0	262.2	294.6	0	22.31	8.21	Camber	56	56	560	10	Medium/Large	Channel	145-195	66-88	Male	Twin-Like/Dir
	49	225	1080	185	1490	1130	290.0	255.7	243.0	252.5	275.0	15	19.73	7.4	S-Rocker	74	69	530	50	Small	Channel	90-140	41-64	Male	Dir/Dir
	53	230	1115	185	1530	1165	296.4	260.4	248.0	257.3	281.4	15	20.46	7.61	S-Rocker	74	71	530	50	Medium	Channel	115-165	52-75	Male	Dir/Dir
	57	235	1145	190	1570	1195	301.5	264.1	252.0	261.1	286.5	15	21.01	7.81	S-Rocker	74	71	530	50	Medium/Large	Channel	125-175	57-79	Male	Dir/Dir
Blender	41	260	890	260	1410	1040	269.2	246.4	237.0	246.4	269.2	0	16.1	6.16	V-Rocker	57	57	480	0	Medium	Channel	95-120	41-52	Female	Twin/Twin
	45	260	930	260	1450	1080	274.4	250.8	241.0	250.8	274.4	0	16.7	6.48	V-Rocker	57	57	505	0	Medium/Large	Channel	110-140	50-59	Female	Twin/Twin
	48	260	960	260	1480	1110	277.2	253.4	243.0	253.4	277.2	0	17.1	6.75	V-Rocker	62	62	530	0	Medium/Large	Channel	115-150	54-68	Female	Twin/Twin
	51	260	990	260	1510	1140	279.3	254.1	244.0	254.1	279.3	0	17.67	6.94	V-Rocker	62	62	530	0	Large	Channel	125-160	59-73	Female	Twin/Twin
	54	260	1020	260	1540	1170	281.4	254.8	245.0	254.8	281.4	0	18.22	7.15	V-Rocker	62	62	530	0	Large	Channel	135-175	68-79	Female	Twin/Twin
Blunt	42	195	1030	195	1420	1072.5	283.8	254.6	244.0	254.6	283.8	0	19.9	6.67	V-Rocker	59	59	480	0	Small/Medium	3D*	95-120	43-54	Male	Twin/Twin
	47	195	1080	195	1470	1125	288.7	258.1	247.0	258.1	288.7	0	20.85	7	V-Rocker	59	59	505	0	Medium	3D*	80-130	36-59	Male	Twin/Twin
	51	200	1110	200	1510	1155	291.9	260.8	249.0	260.8	291.9	0	21.45	7.19	V-Rocker	59	59	530	0	Medium/Large	3D*	110-160	50-73	Male	Twin/Twin
	55	200	1150	200	1550	1195	296.4	264.5	252.0	264.5	296.4	0	22.2	7.46	V-Rocker	59	59	560	0	Medium/Large	3D*	120-170	54-77	Male	Twin/Twin
	58	200	1180	200	1580	1225	300.6	267.3	255.0	267.3	300.6	0	22.8	7.65	V-Rocker	59	59	560	0	Large	3D*	130-180	59-82	Male	Twin/Twin
Blunt Wide	53	200	1130	200	1530	1175	299.6	267.6	256.0	267.6	299.6	0	21.8	7.33	V-Rocker	59	59	530	0	Large	3D*	115-165	52-75	Male	Twin/Twin
	56	200	1160	200	1560	1205	302.8	270.4	258.0	270.4	302.8	0	22.4	7.52	V-Rocker	59	59	560	0	Large	3D*	125-175	57-79	Male	Twin/Twin
	59	200	1190	200	1590	1235	306.0	272.2	260.0	272.2	306.0	0	23	7.71	V-Rocker	59	59	560	0	Large	3D*	130-180	59-82	Male	Twin/Twin
	62	200	1220	200	1620	1265	309.1	273.9	262.0	273.9	309.1	0	23.55	7.91	V-Rocker	59	59	560	0	Large	3D*	150-200	68-91	Male	Twin/Twin
	54	200	1160	180	1540	1207.5	303.1	265.2	256.0	265.4	298.1	5	22.3	7.55	V-Rocker	56	48	530	25	Large	3D*	120-170	54-77	Male	Dir/Dir
Bullet	57	205	1190	180	1575	1240	306.3	268.0	258.0	268.3	301.3	5	22.9	7.74	V-Rocker	56	47	560	25	Large	3D*	130-180	59-82	Male	Dir/Dir
	60	205	1210	180	1595	1260	309.1	269.8	260.0	270.1	304.1	5	23.3	7.87	V-Rocker	56	47	560	25	Large	3D*	145-195	66-88	Male	Dir/Dir
	64	210	1250	180	1640	1300	312.5	271.7	262.0	271.3	306.5	6	23.75	8.24	V-Rocker	58	48	560	25	Large	3D*	155-205	70-93	Male	Dir/Dir
	100	180	645	180	1005	685	212.6	195.4	188.0	195.4	212.6	0	12.3	4.23	Camber	45	45	355	0	Kids	3D*	45-60	20-27	Male	Twin/Twin
	110	180	745	180	1105	785	231.5	210.4	203.0	210.4	231.5	0	14.25	4.88	Camber	45	45	380	0	Kids	3D*	55-70	25-32	Male	Twin/Twin
Chopper/Chicklet	115	180	795	180	1155	835	243.4	219.9	213.0	219.9	243.4	0	15.2	5.21	Camber	45	45	380	0	Kids	3D*	65-80	29-36	Male	Twin/Twin
	120	180	845	180	1205	885	254.2	229.4	222.0	229.4	254.2	0	16.1	5.55	Camber	45	45	405	0	Kids/Small	3D*	65-80	29-36	Male	Twin/Twin
	125	180	895	180	1255	935	263.4	237.7	230.0	237.7	263.4	0	16.7	6	Camber	45	45	430	0	Kids/Small	3D*	70-85	32-39	Male	Twin/Twin
	130	190	920	190	1300	960	266.4	240.4	232.0	240.4	266.4	0	17.2	6.16	Camber	50	50	455	0	Kids/Small	3D*	75-100	34-45	Male	Twin/Twin
	80	180	440	180	800	480	194.7	186.0	178.0	186.0	194.7	0	8.35	2.9	Camber	45	45	305	0	Kids	3D*	25-40	11-18	Male	Twin/Twin
Clash	90	180	540	180	900	580	199.5	186.6	179.0	186.6	199.5	0	10.25	3.56	Camber	45	45	330	0	Kids	3D*	35-50	16-23	Male	Twin/Twin
	39	190	1020	180	1390	1065	280.7	247.1	240.0	248.6	277.7	3	19.6	6.65	V-Rocker	52	47	455	25	Small	3D*	90-115	41-52	Male	Dir/Dir
	45	195	1080	180	1455	1125	281.1	251.5	244.0	253.0	284.1	3	20.8	7.02	V-Rocker	52	47	480	25	Small/Medium	3D*	80-130	36-59	Male	Dir/Dir
	51	200	1130	180	1510	1180	292.6	255.3	247.0	256.2	288.6	4	21.8	7.33	V-Rocker	55	48	505	25	Medium	3D*	110-160	50-73	Male	Dir/Dir
	55	200	1170	180	1550	1220	297.7	259.1	250.0	259.4	292.7	5	22.6	7.58	V-Rocker	55	48	530	25	Medium/Large	3D*	120-170	54-77	Male	Dir/Dir
Custom	58	205	1200	180	1585	1250	300.7	261.9	252.0	262.2	295.7	5	23.1	7.8	V-Rocker	56	47	560	25	Medium/Large	3D*	130-180	59-82	Male	Dir/Dir
	60	205	1220	180	1605	1270	303.5	263.7	254.0	264.0	298.5	5	23.5	7.93	V-Rocker	56	47	560	25	Medium/Large	3D*	145-195	66-88	Male	Dir/Dir
	51	210	1110	190	1510	1152.5	289.0	256.6	248.0	258.1	289.0	0	20.5	7.52	Camber	57	50	530	10	Medium	Channel	110-160	50-73	Male	Dir/Dir
	54	210	1140	190	1540	1182.5	294.1	260.4	252.0	261.8	294.1	0	21.05	7.73	Camber	57	50	530	10	Medium/Large	Channel	120-170	54-77	Male	Dir/Dir
	56	210	1160	190	1560	1202.5	295.8	261.3	253.0	262.6	295.8	0	21.4	7.87	Camber	57	50	530	10	Medium/Large	Channel	125-175	57-79	Male	Dir/Dir
Custom Wide	58	210	1180	190	1580	1222.5	297.5	263.1	254.0	264.5	297.5	0	21.75	8.01	Camber	57	50	560	10	Medium/Large	Channel	130-180	59-82	Male	Dir/Dir
	60	210	1200	190	1600	1242.5	299.3	264.0	255.0	265.3	299.3	0	22.15	8.14	Camber	57	50	560	10	Large	Channel	145-195	66-88	Male	Dir/Dir
	63	215	1225	190	1630	1267.5	302.2	265.8	257.0	267.1	302.2	0	22.6	8.31	Camber	56	50	560	10	Large	Channel	150-200	68-91	Male	Dir/Dir
	58	210	1180	190	1580	1220	301.5	267.1	258.0	268.5	301.5	0	21.75	8.01	Camber	57	50	560	10	Large	Channel	130-180	59-82	Male	Dir/Dir
	62	215	1215	190	1620	1255	304.8	268.8	260.0	270.2	304.8	0	22.4	8.25	Camber	56	50	560	10	Large	Channel	150-200	68-91	Male	Dir/Dir
Custom Flying V	48	225	1275	190	1690	1315	317.7	270.7	262.0	272.0	307.7	0	22.85	8.42	Camber	58	50	560	10	Large	Channel	155-205	70-93	Male	Dir/Dir
	51	210	1110	190	1510	1152.5	289.0	256.6	248.0	258.1	289.0	0	20.5	7.52	Camber	57	50	530	10	Medium	Channel	110-160	50-73	Male	Dir/Dir
	54	210	1140	190	1540	1182.5	294.1	260.4	252.0	261.8															

# 2012 BINDING TECH GLOSSARY

## MORE THAN MEETS THE EYE

Here's what's standard on every single Burton binding.

- LIFETIME WARRANTY on ALL Baseplates
- Anatomical Left and Right Baseplates
- Engineered Composite Baseplates and Hi-Backs
- Progressive Flexing Hi-Backs
- OTT Hi-Back Padding\*\*
- Hi-Back Rotation
- FLAD™ [Forward Lean Adjuster]
- Telescoping Straps
- Multiple Ankle and Toe Strap Locations\*
- Pre-Curved 3D® Strap Shape\*
- Smooth Glide™ Buckle Technology
- Gas Pedals\*

\* Excluding Freestyle Grom  
\*\* Excluding Diode EST

### BURTON RESPONSE RATING

Every Burton binding has a different feel and ride. The best way to describe the type of ride is through our Response rating. This should help you determine which binding best suits your riding style. The response rating is based primarily on the materials used in the baseplate and Hi-Back as well as team and tester feedback.

A softer flexing binding will give you a more relaxed and forgiving ride, while a stiffer flexing binding will give you a more reactive and aggressive ride. Keep in mind that stiffer doesn't necessarily mean better, you should pick the binding that best fits your style. The rating is based only as a comparison between Burton bindings with one being the softest and ten the stiffest.

**SOFTEST** 1 — 2 — 3 — 4 — 5 — 6 — 7 — 8 — 9 — **10 STIFFEST**

### WOMEN'S-SPECIFIC TRUE FIT DESIGN

Enjoy a more harmonious connection with Burton's True Fit™ women's boards, boots, and bindings. True Fit means that every element of every piece of your setup—from boot liners to lace guides, baseplate to strap designs, board shapes to flex profiles—has been designed and engineered for the way women ride. Because when it fits right, it rides better.

**TRUE FIT**

### BEDS

#### SUPERBED

This thin composite platform atop EVA and B3 Gel combines instant response with ample cushioning. Featured on the Escapade EST™.

#### AUTOCANT SENSORYBED **NEW**

Dual-density EVA automatically settles your boot into a natural position regardless of stance width or angles for improved comfort, reduced fatigue, and smoother, more direct board control.

Featured on the Malavita EST™, Cartel EST™, and Lexa EST™.

#### SENSORYBED

An elevated realm of cushioning, board feel, and extra-sensory control in a versatile, shred-everything package.

Featured on the Mission EST and Scribe EST

#### SHREDBED 3.0

Minimized, dual-density EVA cushioning with the added edge control of an optional Gas Pedal for accelerated awareness and precise handling.

Exclusive to the New Diode EST™

#### SHREDBED 2.0

Ultra lightweight EVA in a simple package that cushions against all the impacts you'll encounter.

Featured on the Custom EST™ and New Stiletto EST™.

#### THINBED

Ultra-minimized for superior board feel, it's about as close as you can get to riding baseless while still cushioning your connection.

Available as a men's and women's binding accessory

#### CANTBED 2.0

3.5 degrees of inward tilting mirrors your lower body's natural alignment when standing on your snowboard. This lets you ride in a more relaxed position, especially when rocking a wider stance.

Available as a men's and women's binding accessory

#### AUTOCANT FULLBED **NEW**

Dual-density EVA automatically settles your boot into a natural position regardless of stance width or angles for improved comfort, reduced fatigue, and smoother, more direct board control.

Featured on the Malavita, Cartel™, and Lexa.

### THREE VARIETIES TO CHOOSE FROM

#### DISC BINDINGS

**DISC** Our traditional baseplate design, compatible with any snowboard, including boards featuring the unlimited adjustability of The Channel.

#### EST BINDINGS

Customize your feel and cushioning by choosing between seven interchangeable BEDs. Get endless stance adjustability, a truer flex from your board, and more cushioning, feel, and control than ever before. Compatible exclusively with Burton boards featuring The Channel.

### BASEPLATES

#### Why no metal?

Our team refuses to ride metal because it's too rigid, too heavy, and too likely to bend and distort. Instead, we craft our bindings out of a variety of materials, each engineered to satisfy specific riding styles.

We're so confident in our baseplates that we back them up with a **LIFETIME WARRANTY**. You break it, we replace it...FOR LIFE!

#### CONSTRUCTION:

##### EST BASEPLATE CONSTRUCTION

By removing the materials from beneath your feet, we are able to not only drastically reduce weight, but open our imaginations up to entirely new designs. With EST™, the possibilities for cushioning and enhanced board feel are infinite, and so are the stance options. Get it all without ever sacrificing the edge-to-edge power you know and trust.

##### RE:FLEX™ BASEPLATE CONSTRUCTION

With a minimized, cored baseplate and Living Hinge™ disc, Re:Flex dramatically improves board flex and feel, reduces weight, and opens the doors for all sorts of cushioning options.

Now available on more bindings, including the Prophecy, Diode, Malavita, Cartel™, Escapade™, and Lexa.

#### MATERIALS:

##### CARBON FIBER/NYLON BLENDED COMPOSITE

Supreme reactivity, weightlessness, and strength.

##### 50:50 CARBON FIBER/NYLON COMPOSITE

Tank-like strength and power blended with nylon's mobility.

##### 30% SHORT-GLASS/NYLON COMPOSITE

Slightly more responsive yet still plenty playful.

#### RE:FLEX BINDINGS

**Re:Flex™** Re:Flex™ increases board flex and feel by a whopping 71% for more natural taste and texture than that of traditional disc bindings, all in a package that's compatible with any platter, including 4x4, 3D™ and the latest generation of The Channel. The minimized, cored baseplate reduces weight by 20%, while a Living Hinge™ disc delivers heaps of flex and allows for all sorts of cushioned toppings.

### BASEPLATES

#### Why no metal?

Our team refuses to ride metal because it's too rigid, too heavy, and too likely to bend and distort. Instead, we craft our bindings out of a variety of materials, each engineered to satisfy specific riding styles.

We're so confident in our baseplates that we back them up with a **LIFETIME WARRANTY**. You break it, we replace it...FOR LIFE!

#### CONSTRUCTION:

##### DUAL-COMPONENT BASEPLATE CONSTRUCTION

The material underfoot is softer than the material along the sides. This creates a ride that is softer underfoot, yet stiffer edge to edge for a better balance of response and board feel.

Exclusive to the Prophecy

##### SINGLE-COMPONENT BASEPLATE CONSTRUCTION

One material throughout creates consistent response and feel for all-terrain domination.

#### MATERIALS:

##### 11% SHORT-GLASS/NYLON COMPOSITE

Park-engineered blend features ramped up strength in a soft-flexing package.

##### LIGHTWEIGHT, BOMB-PROOF POLYCARBONATE

Buttery and playful for laid-back, relaxed cruising.

### HI-BACKS

Choose between a variety of flex, shape, and adjustability options to suit your style of riding.

#### THE HINGE

**THE HINGE** The Hinge is an all-new, Burton-exclusive technology that allows the heelhook and baseplate to move independently for a never-before-felt lateral flex. Mimicking the biomechanical movements in skateboarding, The Hinge flexes dynamically with your leg, for increased foot roll and more powerful ollies.

Featured on the New Diode EST™ and Malavita EST™

#### INFINITE ADJUSTABILITY

Rotate your Hi-Backs, adjust your Forward Lean™, switch up your strap length and location, and more. Offering more options for micro-adjustments than any other brand, Burton bindings make us each masters of our own connection.

#### ADJUSTABLE GAS PEDALS

This extendable ramp heightens toe-edge response while reducing dreaded toe drag.

#### FLAD [FORWARD LEAN ADJUSTER]

The higher the Forward Lean™ angle on your Hi-Backs, the quicker your heel-edge turns. Crank 'em forward for icy hits in the pipe like Danny does, or back 'em off for jibbing like Keegan. For mind-blowing micro-adjustability, check out the tool-free DialFLAD™ and MicroFLAD™ systems that give you twice the options of our traditional FLAD.

#### HI-BACK ROTATION

The team favorite! Rotate your Hi-Backs parallel to your board's edges to improve heel-edge response while enhancing tweek-tweek-tweakability.

#### CANTED HI-BACK DESIGN

This ergonomic design follows the natural contours of your left and right legs to maximize control and comfort.

#### NEW FULL CARBON COMPOSITE HI-BACK **NEW**

Fully embracing the weightlessness and strength of carbon, this new one-piece Hi-Back features an ergonomic shape that proves once and for all that hair-trigger response doesn't need to hurt.

Exclusive to the New Diode EST™ and Diode.

#### REAL MESH HI-BACK

Ultra-light aerospace-grade mesh allows the Hi-Back to better conform to the shape of your boot's backstay for improved fit. Go ahead, try and tear it. This stuff is tough!

Featured on the Prophecy and Escapade EST

### WINGED HI-BACK

#### WINGED HI-BACK

Boosts lateral support for increased leverage and control when pressing, buttering, and spinning.

#### LIVING HINGE HI-BACK

This exclusive technology eliminates hardware and weight, and allows you to adjust your Forward Lean™ and Hi-Back rotation independently.

#### NEW HEEL HAMMOCK **NEW**

This reinforced rubbery material wraps response around the heel of the boot. Run your straps a little looser and still get lightning fast response out of turns with your heel cradled in complete suspension.



Featured on the Malavita EST™, Malavita, Lexa EST™, and Lexa.

#### NEW ZERO FORWARD LEAN HI-BACK **NEW**

Riders who prefer a more playful and relaxed feel will dig the **NEW** Zero Forward Lean™ design on select Hi-Backs. As always, you can still choose to crank 'em forward for quicker control when carving or climbing icy pipe walls.

#### SINGLE-COMPONENT CONSTRUCTION

The simplicity of a one-piece Hi-Back means immediate response. Through material blends we then manipulate the overall flex profile—from buttery to responsive.

#### DUAL-COMPONENT CONSTRUCTION

Dual-component Hi-Backs let us manipulate the flex profile by interchanging the frame and the spine. The spine maintains structural integrity and response, while the frame supports the boot.

#### MINIMIZED CONSTRUCTION

Trims the fat without sacrificing strength, comfort, or shredability.

Featured on the Cartel™, Mission®, Custom™, and Freestyle Hi-Backs

#### PROGRESSIVE FLEX CONSTRUCTION

Stiff and supportive along the spine and heelcup, more flexible and forgiving at the top and the ears. Get more heel-edge bark without unwanted bite.

#### TRUE OTT HI-BACK PADDING

Wrapping the upper portion of the Hi-Back with padding eliminates pesky pressure points.

### CUSHIONING

#### FULLBED CUSHIONING

FullBED cushioning offers a full coverage, cushioned platform that maximizes comfort while minimizing fatigue. Anchored to the baseplate at the heel, its stealth trap door design lifts at the toe to access the mounting hardware. Found on select Re:Flex™ and Disc bindings.

### STRAPS

We believe that the most effective strap is the one you hardly even notice. That's why every strap we make is based on the same Pringle-shaped, pre-curved spine that is 3D™ molded to perfectly match the shape of your feet and ankles.

#### NEW STRAP FIT **NEW**

To keep up with the shrinking profiles of Burton's boots, strap sizing has been re-examined across the line to offer a more seamless, true-to-size fit.

#### FULL COVERAGE ONE-UP SINGLE STRAP

Double the surface area, but half the buckle clicks, the One-Up Strap shape locks your entire boot in place with the simplicity of single strap entry and exit. Featured on the Freestyle One-Up and Citizen One-Up.

#### ANKLE STRAPS:

**REACT STRAP**

- Minimized Superstrap™ Construction
- 3D™ Curved, Triple Axis Spine
- Ultra-Responsive Enduro Padding
- Improved Wrap for Constant Contact with Boot

#### NEW REACT STRAP AIR

— Minimized Superstrap™ Construction

- 3D™ Curved, Triple Axis Spine
- Fully Encapsulated Air Padding
- Improved Wrap for Constant Contact with Boot

#### ASYM SUPERSTRAP

— Superstrap™ Construction

- 3D™ Curved, Triple Axis Spine
- Laterally Supportive Asym Shape
- NeoPadding
- Reversible Shape: Choose Between Power or Mobility

#### TOE STRAPS:

##### GETTAGRIP CAPSTRAP

— 3D™ Curved, Triple Axis Spine

- Ultra-Minimized Capstrap™ Construction with True Wrap Toe Window
- Grip Fit
- Conformable from Capstrap to Toe Strap

#### SMOOTH GLIDE BUCKLE TECHNOLOGY

Polished, chrome-plated aluminum and lightweight polycarbonate levers give you season after season of buttery smooth and reliable ratcheting power. Designed and built by us, not some shady supplier.

#### B3 GEL

The same cushioning found in our high-end boots focused underneath the heels for unstoppable impact protection.

#### UNDER-BASEPLATE DAMPENING

Eats up vibrations and impacts so your body doesn't have to. Found on the Malavita, Cartel™, and Escapade™.

#### TELESCOPING STRAPS

With tool-free telescoping straps, adjust your fit in seconds.

#### MULTIPLE STRAP LOCATION

Easily adjust the height of the ankle straps on any of our bindings. Ride them high on your ankles for more support or down low for more mobility.

#### MICRO ADJUST SYSTEM

Tool-free telescoping straps combine with face-melting micro-adjustability to give you even more control of fit and performance.

#### SUPERSTRAP

— Superstrap™ Construction

- 3D™ Curved, Triple Axis Spine
- NeoPadding

#### LUSHSTRAP

— Lushstrap Construction

- 3D™ Curved, Triple Axis Spine
- EVA Padding

#### ONESTRAP® 2.0

— For the Groms

- Easy to Use with Little Paws
- Ergo Shaped Easy Entry Ratchet Tongue
- Toe Wing (Youth Size Only)

#### ASYM LUXSTRAP

— Luxstrap Construction

- 3D™ Curved, Triple Axis Spine
- EVA Padding

#### PRIMO CAPSTRAP

— 3D™ Curved, Triple Axis Spine

- Grip Fit

#### ADAPTASTRAP

— Conformable from Capstrap™ to Toe Strap

## 2012 MEN'S BINDING FEATURES

	Diode EST	Malavita EST	Cartel EST	Mission EST	Custom EST	Diode	Prophecy	Malavita	Cartel	Mission	CobraShark	Custom	Freestyle	Freestyle One-Up
<b>Baseplate Materials</b>	Carbon-Fiber/Nylon Composite	x					x							
	30% Short-Glass/Nylon Composite Spar and 11% Short-Glass/Nylon Composite Lower							x						
	Park Blend										x			
	30% Short-Glass Nylon Composite		x	x					x	x				
	Polycarbonate				x							x	x	x
<b>Baseplate Features</b>	EST™	x	x	x	x									
	Database	x	x											
	Re:Flex™					x	x	x	x					
	Dual-Component Platform						x							
	Single-Component Platform					x		x	x	x	x	x	x	x
	Tool-Free Adjustable Gas Pedal™		x	x	x	x	x	x	x	x	x	x	x	x
	Tool-Free Removable Gas Pedal	x												
	Multiple Ankle and Toe Strap Positions		x	x	x	x	x	x	x	x	x	x	x	x
<b>Underfoot Cushioning</b>	SensoryBED Cushioning System	x	x	x										
	ShredBED 2.0 Cushioning System				x									
	ShredBED 3.0 Cushioning System	x												
	FullBED Cushioning					x	x	x	x	x	x	x		
	AutoCANT		x	x				x	x					
	Toe/Heel EVA Padding												x	x
	Underbaseplate Dampening Pad					x		x		x				
	B3 Gel Cushioning		x	x	x	x	x	x	x					
<b>Hi-Back Materials</b>	Carbon Composite	x				x								
	30% Short-Glass Nylon Composite						x							
	Nylon		x	x	x		x	x	x	x	x			
	Engineered Thermoplastic				x							x	x	x
<b>Hi-Back Features</b>	Ergonomically Canted	x	x	x	x	x	x	x	x	x	x	x	x	x
	Living Hinge™		x	x	x	x	x	x	x				x	
	Heel Hammock		x					x						
	Real Mesh						x							
	Tool-Free DiaIFLAD™		x	x	x	x	x	x	x	x			x	
	Tool-Free QuickFLAD™												x	x
	Adjustable Forward Lean™		x	x	x	x	x	x	x	x	x	x	x	x
	Relaxed Forward Lean		x	x				x	x					
	Full Hi-Back Rotation		x	x	x	x	x	x	x	x	x	x	x	x
	True OTT Padding		x	x	x	x	x	x	x	x	x	x	x	x
	Winged										x			
<b>Strap Features</b>	React Strap	x				x								
	React Strap Air						x							
	Asym Superstrap		x					x		x				
	Superstrap™			x	x			x	x					
	Lushstrap				x							x	x	
	One-Up Single Strap®													x
	Gettagrip Cap Strap		x	x	x	x	x	x	x					
	Primo Cap Strap				x						x	x		
	Adaptastrap													x
	Tool-Free Adjuster		x	x	x	x	x	x	x	x	x	x		
<b>Buckles Features</b>	Dual-Component Ratchet	x	x	x		x	x	x						
	Single-Component Ratchet				x	x			x	x	x	x	x	x
	Aluminum Levers		x	x	x	x	x	x	x	x	x	x	x	x

## 2012 WOMEN'S BINDING FEATURES

	Escape EST	Lexa EST	Scribe EST	Stiletto EST	Escape	Lexa	Scribe	Stiletto	Citizen	Citizen One-Up
<b>Baseplate Materials</b>	30% Short-Glass Nylon Composite	x	x							
	Polycarbonate			x						x
<b>Baseplate Features</b>	EST™	x	x	x						
	Re:Flex™					x	x			
	Single-Component Platform				x	x	x	x	x	x
	Tool-Free Adjustable Gas Pedal™	x	x	x	x	x	x	x	x	x
	Women's-Specific True Fit™ Design	x	x	x	x	x	x	x	x	x
	Multiple Ankle and Toe Strap Positions	x	x	x	x	x	x	x	x	x
<b>Underfoot Cushioning</b>	SuperBED	x								
	SensoryBED Cushioning		x	x						
	ShredBED 2.0 Cushioning System				x					
	FullBED Cushioning					x	x	x	x	
	AutoCANT		x			x	x			
	Toe/Heel EVA Padding								x	x
	Underbaseplate Dampening Pad					x				
	B3 Gel Cushioning	x	x			x	x			
<b>Hi-Back Materials</b>	30% Short-Glass Nylon Composite	x								
	Nylon		x	x		x	x			
	Engineered Thermoplastic			x				x	x	x
<b>Hi-Back Features</b>	Ergonomically Canted	x	x	x	x	x	x	x	x	
	Living Hinge™	x	x	x		x	x	x		
	Heel Hammock		x					x		
	Real Mesh		x			x				
	Tool-Free DiaIFLAD™	x	x	x		x	x	x		
	Tool-Free QuickFLAD™				x				x	x
	Adjustable FLAD		x	x	x	x	x	x	x	x
	Relaxed Forward Lean		x				x			
	Full Hi-Back Rotation		x	x	x	x	x	x	x	x
	True OTT Padding		x	x	x	x	x	x	x	x
<b>Strap Features</b>	React Strap Air	x				x				
	Superstrap™		x				x			
	Asym Superstrap			x				x		
	Lush Strap				x				x	x
	One-Up Single Strap®									x
	Gettagrip Capstrap		x	x			x	x		
	Primo Capstrap			x	x				x	x
	Adaptastrap									x
	Tool-Free Adjuster		x	x	x	x	x	x	x	x
<b>Buckles Features</b>	Dual-Component Ratchet				x					
	Single-Component Ratchet		x	x	x			x	x	x
	Aluminum Levers		x	x	x	x	x	x	x	x
	Quick Release Gate		x	x	x	x	x	x	x	x

## 2012 YOUTH BINDING FEATURES

	Mission Smalls	Gram
<b>Baseplate Materials</b>	Polycarbonate	x
	Clear-Tech Polycarbonate	x
<b>Baseplate Features</b>	Single-Component Platform	x
	Tool-Free Adjustable Gas Pedal™	x
	Multiple Ankle and Toe Strap Positions	x
<b>Underfoot Cushioning</b>	Toe/Heel EVA Padding	x
<b>Hi-Back Materials</b>	Engineered Thermoplastic	x
<b>Hi-Back Features</b>	Ergonomically Canted	x
	Living Hinge™	x
	Tool-Free DiaIFLAD™	x
	Adjustable FLAD	x
	Full Hi-Back Rotation	x
	True OTT Padding	x
<b>Strap Features</b>	Asym Luxstrap	x
	Onestrap™	x
	Primocap	x
	Widemouth Strap Funnel	x
	Easy Entry	x
<b>Buckles Features</b>	Single-Component Ratchet	x
	Polycarbonate Levers	x
	Quick Release Gate	x

# 2012 BOOT TECH GLOSSARY

## BURTON SUPPORT RATING

We determine a boot's Support Rating based on the properties of the shell and liner materials. Added features like the rubber backstay, RAF insert, PU energy panels, etc. all come together to create an overall flex. All you need to know is that more flex equals better freedom of movement. More support equals response for powering through turns. Keep in mind that a higher number doesn't mean it's more difficult to ride. Based only as a comparison between Burton boots, one is the softest and ten is the most supportive.

### SOFTEST

### MOST SUPPORTIVE

1 — 2 — 3 — 4 — 5 — 6 — 7 — 8 — 9 — 10

## COMFORT TECH

### 1:1 LASTING

Burton offers 1:1 lasting on every boot. It means every half and full size liner gets a matching half and full size shell and outsole. Drop your foot on a Burton boot and you won't be stuck with the slop of a size 10 shell and a size 9.5 liner.

### WOMEN'S-SPECIFIC TRUE FIT DESIGN

Enjoy a more harmonious connection with Burton's True Fit™ women's boards, boots, and bindings. True Fit means that every element of every piece of your setup—from boot liners to lace guides, baseplate to strap designs, board shapes to flex profiles—has been designed and engineered for the way women ride. Because when it fits right, it rides better.

### NEW RE-ENGINEERED WOMEN'S LINER FIT

For 2012 we worked with our team, testers, and riders like you to completely rethink our women's liners. A redesigned toe box adds wiggle room, drastically improving warmth and out-of-box comfort for a variety of foot shapes. The heel/ankle pocket was also reshaped and enhanced with memory foam to cradle your foot like the side-hugging seats of a high-end beamer, further improving heel hold, circulation, and warmth.

### NEW TOTAL COMFORT CONSTRUCTION

Get an instantly broken-in feel right out of the box. Total Comfort's new industry-exclusive toe box construction eliminates the break-in period for a fit that feels just as good from shop floor to season opener, and every day thereafter.

### THERM-IC PRE-WIRED LINERS

Select Burton liners are pre-wired and ready for heat! Simply connect your super slim Basix battery packs (sold separately), and choose between three heat settings. Get total control and all-day comfort with up to nine hours of non-stop heat.

### SHRINKAGE FOOTPRINT REDUCTION TECHNOLOGY

Shrinkage™ reduces the boot's overall footprint one full size, meaning a men's size 10 fits like a size 10, but has the footprint of a typical size 9. Shorter, lighter, sleeker—never suffer from toe drag again.

### NEW TRUE FIT CUSTOM CUFF

This one-of-a-kind, women's-specific adjustable cuff allows you to fine-tune the fit of the upper boot around your body geometry. The result is an even truer True Fit™ for calves of all shapes and sizes, eliminating potential pressure points to improve comfort and warmth. Featured on the Supreme™ and Sapphire.

### OUTER SHELL PRESSURE RELIEF PANEL

Ultra-soft gel cushioning is fused to the area where the ankle strap rests on the boot to evenly distribute pressure when bindings are cranked tight.

### DRYRIDE LINER AND SHELL TECHNOLOGY

DRYRIDE Hyperwick™ mesh in the toe box both insulates and regulates warmth by pulling moisture away from your skin, then evaporating it through a waterproof/breathable shell membrane. Like a one-way door, the microscopic pores in this membrane allow moisture vapors to escape, while water droplets from the outside can't enter.

### NEW SNOW-PROOF INTERNAL GUSSET

All 2012 Burton boot tongues have been upgraded with an internal gusset construction to completely seal the lower zone of the boot, keeping feet warm and dry.

## LACING TECH

### SPEED ZONE LACING

Speed Zone™ gives you lightning fast lacing control. Customize the fit of the upper or lower zone in seconds—without forcing your friends to wait. Because the system is so powerful, you get more rebound, more wrap, and better response—with less effort. Virtually indestructible, the laces are the same stuff used by stunt men, firefighters, and rescue teams. Always evolving for greater performance, 2012 Speed Zone features injected lace guides that aid in shell wrap for a better fit, reduce friction for smoother lacing, and make upgrading to new laces a breeze.

### SWEET SPOT SPEED ZONE LACING

Speed Zone™ laces at the sweet spot around your ankle lock your heels in place, while upper and lower Velcro™ Power Straps let you customize the fit of the cuff and forefoot. With three independent zones, you get more control over your fit and comfort, and even easier entry and exit.

Featured on the Raptor and Axe™.

### SHRED READY VELCRO™ STRAPS

Oversized and mitt-friendly so kids can get their boots on, off, and adjusted without help from mom, dad, or the instructor.



## FLEX/RESPONSE TECH

From the Hail's liberating mobility to the Driver X's mind-reading response, we fine tune the ride of each boot to satisfy specific riding styles.

54

Superlight and resilient, S4 shell panels on the Imperial and Supreme™ evenly distribute strap pressure to maximize rebound and resist breakdown for a flex that remains consistent, season after season. Exclusive to the 2012 SLX™, S4 has been combined with Shoeller Keprotec Mesh (the same stuff used in bulletproof vests) to further enhance the benefits of rebound, response, and durability.

### NEW CROSSBONE CUFF

This design balances the free-flexing mobility of an articulating cuff with the lateral support of ultra-light Jumper Cables (the same stuff found in our high-end boards). The benefits of more ollie pop and pressing power associated with winged Hi-Backs are brought to the boot itself, resulting in the ability to power up the tip and tail with less effort, and still get tweak-friendly freedom.

Exclusive to the Rampant

### RIDER ADJUSTABLE FLEX TONGUE INSERT

The RAF Tongue Insert lets you customize the forward flex, increasing the support, response, and life of your boots.

Exclusive to the Driver X™

### ARTICULATING CUFF

Allowing the upper and lower zones of the boot to flex independently creates fluid forward motion, minimizes shell distortion, and maximizes heel hold and response.

### FLEX NOTCHES

These strategically placed flex notches allow for smoother, more fluid lateral and medial flex, perfect for pressing and tweaking.

Featured on the Imperial, Ambush, Ruler, and Bootique

### THIN PROFILE 3D MOLDED TONGUE

Adjusting the profile of the tongue's thickness controls its flex, enhances its ability to wrap the forefoot, and reduces shell/liner stack-up for improved comfort. Offered in soft, medium, and firm flexing options based on the ride of each boot.

### STAY-PUFT TONGUE

Tuck that knee and tweak it with the smoother forward motion and cush comfort of this padded, progressive flexing upper tongue construction.

Featured on the Hail™ and Sapphire™.

### POWER SPINE BACKSTAYS

Choosing between single and dual-component Power Spine backstays means we can fine-tune medial/lateral support, edge-to-edge response, and durability. For ultimate power, check out the Driver X's Dual-Axis Power Spine backstay.

### FLEX SPINE BACKSTAY

Get effortless medial and lateral mobility with ample edge-to-edge support for when it's time to throw down the landing gear.

## CUSHIONING/TRACTION TECH

One flat landing can lead to two sore feet and one ruined day. It doesn't add up. That's why we continuously search for ways to keep your soles stoked even after hours of on-hill action.

### EST OPTIMIZED SOLES

Lower-profile, lighter weight, and with a reduced ramp angle, EST™ optimized soles lower your center of gravity and improve feel. Control your setup like never before without sacrificing an ounce of cushioning thanks to ultra-dampening B3 Gel inserts.

### DYNOLITE OUTSOLE

Reducing weight by 20%, the DynoLite outsole offers superior cushioning, improved board feel, and consistent support throughout. This exclusive design is made entirely of a cushioning compound specially formulated to withstand repeated impact and freezing temps for longer lasting shock absorption.

### AUTOCANT CARDINAL CUSHIONING

Dual-density EVA allows your foot to settle into the most natural and relaxed position, resulting in improved comfort, reduced fatigue, and smoother, more direct board control.

### HOLY SHIT OUTSOLE

This revolutionary cushioning combines support, response, and canted comfort in amazing ways. A primary midsole promotes toe-to-heel response, support, and cushioning. Beneath that, the secondary, AutoCANT Cardinal Cushioning dual-density EVA midsole uses denser EVA laterally for support, and a softer, more cushioned EVA medially to allow your foot to roll naturally, reducing stress on your joints and ligaments.

### 270° CUSHIONING

Get more cushioning and less weight. A larger airbag covers approximately 75% of the midsole for unstoppable impact protection.

### B3 GEL

Ultimate dampening formulated to withstand repeated impacts without breaking down.

### EST

### AIR

Responsive protection built around the impacts and cold temperatures of riding, not slam dunking.

### EVA

Lightweight and long-lasting shock absorption.

### VIBRAM ECOSTEP OUTSOLE

Built with Vibram® EcoStep™ recycled rubber and backed by nearly 70 years of mountaineering knowledge for superior traction, feel, and light weight.

Featured on the Driver X™ and Imperial

### NEW VIBRAM® ALPHA ECOSTEP 2™ OUTSOLE

The next step in technical traction and an SLX™ exclusive. Get the legendary grip and feel Vibram® is famous for in a lighter weight, 50% recycled construction. Includes the added rebound and cushioning of dual zone EVA and B3 Gel in the heel and toe.

### GREEN RUBBER™

Thanks to Green Rubber's patented DELINK technology, we are able to reverse the vulcanization process used in tires to allow for the rubber to be recycled into boot outsoles.

Featured on the Ion™, Ruler, Q, and Emerald.

### RUBBER ICE SPIKES

Soft and grippy with stiffer spikes that dig into ice when slipping isn't an option.

## LINER TECH

We invest more R&D hours, premium materials, and space age technology into our Imprint™ and Flex liners than many companies put into their entire boot line. Burton's latest liners reflect this two decade heritage by delivering snowboarding's most comfortable, warmest, performance-driven fit, right out of the box.

### HEAT-MOLDABLE

Whether you have funky cankles or a grotesque sixth toe, your feet will be wrapped with comfort in Burton's Imprint™ and Flex liners. Ride them right out of the box or custom mold them to your foot shape with our EMU heat-molding system, found at your local shop.

### 1:1 LAST MOLDED SHAPE

Every Burton liner is factory molded with the last inside the shell to ensure a superior, out-of-box fit and precise, liner-to-shell integration. 1:1 lasting means that for every half and full size liner there is a matching half and full size shell and outsole.

### INFINIT LINER SOLE

An industry first. Fusing a cushioned EVA platform to the footprint of select Imprint™ liners creates a more consistent out-of-box fit that stays true-to-size by preventing pack-out. The supportive platform also improves rebound, comfort, and cushioning for the life of your liners.

### FLEX AND FOCUS INNER CUFFS

Boosting heel-hold by hugging that sweet spot on your ankle, each design offers adjustments in fit and function to fine-tune your ride. For tweaked-out action, choose the Flex Cuff. For all-mountain agility, choose the Focus Cuff, which rides slightly higher on your ankle to increase response.

### PLUSH CUFF 1.0 / 2.0

The Plush Cuff hugs your calf like no other thanks to a combination of medial and lateral neoprene stretch zones and a super soft fur lining. The Plush Cuff 2.0 steps to the next level with a separate cuff that wraps the bottom of your calf and stretches to fit a greater range of shapes and sizes.

### POWER PANEL TECHNOLOGY

To ensure a consistent flex from day 1 to 100, Burton Imprint™ liners feature strategically placed Power Panels that, even after being deeply flexed, return to their original position.

### TAIPANEL TECHNOLOGY

Strategically placed TaiPanels balance the buttery mobility of our Flex liners with ramped-up support where it matters most.

### HOT POCKETS

Select women's Imprint™ liners are built to accommodate a disposable toe warmer! Just slip one of the included two pairs of disposable Little Hotties™ toe warmers into the neoprene sleeve on the top of your foot and feel the heat.

### J-BAR ADJUSTABLE HEEL HOLD SYSTEM

Imprint™ 3, 4, 5, and Flex 2 liners have a Velcro™ J-Bar interface in the heel pocket for added support. J-Bars are available through your dealer as a spare part by calling Burton Rider Services.

### REBOUND RODS

Rebound Rods in our Imprint™ 5 liner maximize response as you flex the boot forward, then rebound back to their original shape when the flex is released.

### QUICK-FIT LACING HARNESS

This integrated liner lacing harness carries the laces across the forefoot, around the ankle, and up around the calf, making for effortless entry and exit and increased heel hold.

### EZ ENTRY PANEL

The EZ entry panel reduces friction between your heel and the interior of the liner, allowing you to easily slip your boots on and off.

### RAD PAD FOR LACE COMFORT

Located on the top of your instep, right where the liner laces exert the most pressure, these pre-curved panels keep your feet happy for hours of on-hill action.

### INNER LACE LOCK

Quick-lock design keeps your heels locked down all day. Exit's a cinch with the one-handed release tab. Featured on all Burton boots.

### SOCK LOCK

This directional fiber lining allows your feet to easily slide into place, and stay in place all day.

### 3M™ THINSULATE™ INSULATION

Twice as warm as other insulations of equal thickness, it provides warmth even when wet. Exclusive to the youth Grom boot.

### ROOM-TO-GROW FOOTBED

To keep up with the constant growth spurts, the new and improved kid's Room-To-Grow™ footbed allows you to gain one full size. Rather than buy new boots every season, simply remove the footbed when the fit becomes snug. A secondary, integrated footbed means there's no compromise in cushioning or support.

### AEGIS ANTIMICROBIAL COATING

Inhibits foul odors. Your feet [and your friends] will thank us for sure. Look for Aegis™ on select liners and footbeds.

## 2012 BOOT LINER FEATURES

### IMPRINT 5 (Men's Only)

- DRYRIDE Moisture Wicking Tech
- Focus Cuff with Velcro® J-Bar Interface and Inner Lace Lock
- Infiniti™ Liner Sole
- Aegis™ Antimicrobial Coating
- Lightweight Power Panels with Rebound Rod™ Technology
- Sock Lock
- Rad Pad For Lace Comfort
- Velcro® Liner Closure
- Level 3 Molded EVA Footbed with ESS Support Shank, Dual-Density Cushioning, and Aegis™ Heat-Moldable

### IMPRINT 4

- DRYRIDE Moisture Wicking Tech (Men's Only)
- Therm-ic Heat Pre-Wired (Women's Only)
- **NEW** Re-Engineered Women's Liner Fit (Women's Only)
- Focus Cuff with Velcro® J-Bar Interface and Inner Lace Lock
- Infiniti™ Liner Sole
- Aegis™ Antimicrobial Coating
- Plush Cuff 2.0 (Women's Only)
- Lightweight Power Panels
- Sock Lock
- Rad Pad For Lace Comfort
- Velcro® Liner Closure
- Level 3 Molded EVA Footbed with ESS Support Shank, Dual-Density Cushioning, and Aegis™ Heat-Moldable

### IMPRINT 3

- Therm-ic Heat Pre-Wired (Women's Only)
- **NEW** Re-Engineered Women's Liner Fit (Women's Only)
- Focus Cuff Heel Hold System with Velcro® J-Bar Interface and Inner Lace Lock
- Plush Cuff 1.0 (Women's Only)
- Lightweight Power Panels
- Sock Lock
- Rad Pad For Lace Comfort
- Velcro® Liner Closure
- Level 2 Molded EVA Footbed with ESS Support Shank and Aegis™ Antimicrobial Coating
- Heat-Moldable

### IMPRINT 2

- Quick-Fit™ Lacing Harness and Inner Lace Lock
- Lightweight Power Panels
- Hot Pockets Heated by Little Hotties™ (Women's Only)
- Level 1 Molded EVA Footbed
- Heat-Moldable

### IMPRINT 1

- Integrated Liner Lacing and Inner Lace Lock
- Lightweight Power Panels
- Level 1 Molded EVA Footbed
- Heat-Moldable
- Hot Pockets Heated by Little Hotties™ on Select Imprint 1 Liners (Women's Only)

### YOUTH IMPRINT

- Integrated Liner Lacing and Inner Lace Lock
- Heat-Moldable
- Fit Panels
- Level 1 Molded EVA Footbed

### FLEX

- Therm-ic Heat Pre-Wired (Women's Only)
- **NEW** Re-Engineered Women's Liner Fit (Women's Only)
- Flex Cuff Heel Hold System with Velcro® J-Bar Interface and Inner Lace Lock
- Plush Cuff 1.0 (Women's Only)
- TaiPanel™ Technology
- Rad Pad For Lace Comfort
- Velcro® Liner Closure
- Ultra-Cush Park 2 Footbed with Aegis™ Antimicrobial Coating
- Heat-Moldable

## 2012 MEN'S BOOT FEATURES

	SLX	Ion	Driver X	Grail	Imperial	OX	Hell	Raptor	Ambush	Rampant	Ruler	TWC	Moto	Invasor
<b>Flex and Response</b>														
Shrinkage™ Tech	x	x	x	x	x	x	x	x	x	x	x	x	x	
EST™ Optimized Midsole		x			x	x		x	x	x				
Articulating Cuff	x		x	x	x	x	x	x						
Flex Notches					x		x		x		x			
Power Spine™ Backstay					x	x		x			x		x	x
NEW Seamless Power Spine™ Backstay	x	x												
Dual-Axis Power Spine™ Backstay		x												
Flex Spine Backstay				x			x		x	x		x		
Soft Flex Thin Profile 3D™ Molded Tongue									x			x	x	x
Medium Flex Thin Profile 3D™ Molded Tongue	x		x	x				x	x		x			
Stay Puft Tongue									x					
Firm Flex Thin Profile 3D™ Molded Tongue		x	x					x						
S4 Shell Panels	x				x									
Schoeller Kepron™ Mesh	x													
Super Grip Toe	x	x	x		x		x							
Grip Fit Ribs														x
<b>Lacing</b>														
Speed Zone™	x	x	x		x				x		x		x	
Sweet Spot Speed Zone Lacing									x					
Traditional Lacing					x			x				x		x
<b>Liner</b>														
Imprint™ 5	x													
Imprint 4		x		x										
Imprint 3X				x										
Imprint 3					x	x		x	x					
Imprint 2												x		
Imprint 1													x	x
Flex								x		x				
<b>Liner Features</b>														
DRYRIDE	x	x		x										
Rad Pad for Lace Comfort	x	x	x	x	x	x	x		x					
Aegis™ Antimicrobial Coating	x	x	x	x	x	x	x	x	x	x				
Powerpanel Technology		x	x	x	x	x		x	x					
Taipanel™ Technology								x		x				
Quick-Fit Lacing Harness													x	
Focus Cuff with J-Bar Compatible Heel Hold System	x	x	x	x	x	x		x	x					
Flex Cuff with J-Bar Compatible Heel Hold System								x		x				
Infiniti™ Liner Sole	x	x		x										
Velcro® Liner Closure	x	x	x	x	x	x	x	x	x	x				
EcoSmart™ Recycled Materials	x	x	x	x	x	x	x	x	x	x				
<b>Outsole</b>														
NEW Vibram® Alpha EcoStep 2™ Outsole (50% Recycled)	x													
NEW Lightweight Sandwich Construction with Dual Zone B3 Gel Cushioning in the Heel and Toe	x													
Vibram® EcoStep™ Recycled Rubber Outsole				x										
NEW EVA Midsole with B3 Gel and Molded Rubber Tread														
Holy Shit Outsole with Cardinal Cushioning					x									
Vibram Outsole with Low-Profile EST Optimized Midsole with B3 Gel Cushioning						x								
NEW 2-Part EST Optimized EVA Midsole with B3 Gel and Molded Rubber Tread							x							
DynoLite EST Optimized Midsole with B3 Gel Cushioning								x	x	x				
270° Airbag Cushioning									x		x			
Dual Zone Cushioning System Featuring B3 Gel in the Heel and EVA in the Toe	x		x											
B3 Gel Cushioning						x	x		x	x	x			
Rubber Ice Spikes	x	x	x	x	x		x					x	x	x
ESS Support Shank	x	x	x	x	x		x		x			x		x
<b>Comfort</b>														
NEW Total Comfort Construction	x	x	x		x				x					
Level 3 Molded EVA Footbed	x	x		x										
Level 2 Molded EVA Footbed			x	x	x			x	x					
Level 1 Molded EVA Footbed											x	x	x	x
Ultra Cush Molded EVA Park Footbed								x		x				
Pressure Relief Panel		x												

## 2012 WOMEN'S BOOT FEATURES

	Supreme	Sterling	Q	Axel	Sapphire	Emerald	Bootique	Mint	Coco
<b>Flex and Response</b>									
S4 Shell Panels	x								
Grip Fit Backstay					x	x	x	x	
EST™ Optimized Midsole					x			x	
Articulating Cuff	x	x		x	x				
Dual Component Power Spine Backstay	x	x							
Power Spine Backstay						x			
Flex Spine™ Backstay		x		x	x		x		
Thin Profile 3D™ Molded Tongue	x	x	x	x		x	x	x	x
Stay Puft Medium Flex 3D™ Molded Tongue							x		
Stay Puft Calf Capsule							x		
Super Grip Toe	x	x							
<b>Lacing</b>									
NEW Total Comfort Construction	x	x				x	x		
Sweet Spot Speed Zone Lacing					x				
Speed Zone™	x	x	x		x	x	x	x	
Traditional Lacing		x			x				x
<b>Liner</b>									
Imprint™ 4	x								
Imprint 3			x						
Imprint 2						x			
Imprint 1							x	x	x
Flex 2		x		x	x				
<b>Liner Features</b>									
Therm-ic Heat Pre-Wired	x	x	x	x	x				
Rad Pad for Lace Comfort	x	x	x	x	x				
NEW Re-Engineered Women's Liner Fit	x	x	x	x	x				
Focus Cuff with J-Bar Compatible Heel Hold System	x	x							
Flex Cuff with J-Bar Compatible Heel Hold System		x		x	x				
NEW Quick-Fit Lacing Harness							x		
Integrated Liner Lacing								x	x
Power Panel	x	x				x		x	
Taipanel™ Technology		x		x	x		x		
Plush Cuff™ 2.0		x							
Plush Cuff™ 1.0			x	x	x	x			
Aegis™ Antimicrobial Coating	x	x	x	x					
Hot Pockets with Little Hotties™ Toe Warmers							x	x	
Infiniti™ Liner Sole	x								
Velcro® Liner Closure	x	x	x	x	x				
EcoSmart™ Recycled Materials	x	x	x	x	x				
<b>Outsole</b>									
NEW 2-Part EST Optimized EVA Midsole with B3 Gel and Molded Rubber Tread		x							
B3 Gel Cushioning		x	x						
DynoLite EST Optimized Midsole with B3 Gel Cushioning					x				
NEW 270° Airbag Cushioning						x	x		
EST™ Optimized Midsole with B3 Gel			x					x	
2-Part Outsole with EVA Cushioning								x	x
Recycled Outsole				x					
ESS Support Shank		x							
Rubber Ice Spikes		x	x	x	x	x	x	x	x
<b>Comfort</b>									
NEW Total Comfort Construction	x	x				x	x		
NEW True Fit™ Custom Cuff		x				x			
True Fit™	x	x	x	x	x	x	x	x	x
Level 3 Molded EVA Footbed with ESS Support Shank	x								
Level 2 Molded EVA Footbed							x		
Level 1 Molded EVA Footbed								x	x
Ultra Cush Park 2 Molded EVA Footbed							x	x	
Pressure Relief Panel								x	

## 2012 YOUTH BOOT FEATURES

	Zipline	Grom
<b>Lacing</b>		
Speed Zone™ with Shred Ready Velcro® Strap	x	
Shred Ready Velcro® Straps		x
<b>Liner</b>		
Imprint™	x	
<b>Liner Features</b>		
Power Panel	x	
<b>Outsole</b>		
Lightweight, Easy to Walk in, DynoLite Outsole	x	x
Outsole Size Indicator		x
<b>Comfort</b>		
Level 1 Molded EVA Footbed	x	
Room-To-Grow™ Footbed		x

MEN'S SPRINGLOADED BOARDS

PRODUCT NAME  
**METHOD**



155CM (247 WW) NO. 252440  
158CM (250 WW) NO. 252441  
162CM (255 WW) NO. 252442

MEN'S SPRINGLOADED BOARDS

PRODUCT NAME  
**FISH**



150CM (257 WW) NO. 252365  
156CM (255 WW) NO. 252363  
160CM (258 WW) NO. 252364  
164CM (261 WW) NO. 252362

MEN'S SPRINGLOADED BOARDS

PRODUCT NAME  
**SHERLOCK**



154CM (250 WW) NO. 252488  
157CM (253 WW) NO. 252489  
160CM (254 WW) NO. 252490  
163CM (255 WW) NO. 252491

MEN'S SPRINGLOADED BOARDS

PRODUCT NAME  
**CUSTOM FLYING V**



148CM (245 WW) NO. 252286  
151CM (248 WW) NO. 252285  
154CM (252 WW) NO. 252287  
156CM (253 WW) NO. 252289  
158CM (254 WW) NO. 252290  
160CM (255 WW) NO. 252292  
163CM (257 WW) NO. 252294  
155CM WIDE (256 WW) NO. 252288  
158CM WIDE (258 WW) NO. 252291  
162CM WIDE (260 WW) NO. 252293  
169CM WIDE (264 WW) NO. 252295

MEN'S SPRINGLOADED BOARDS

PRODUCT NAME  
**BARRACUDA**



149CM (243 WW) NO. 252200  
153CM (248 WW) NO. 252201  
157CM (252 WW) NO. 252202  
161CM (255 WW) NO. 252203  
165CM (257 WW) NO. 252204  
169CM (259 WW) NO. 254042

MEN'S SPRINGLOADED BOARDS

PRODUCT NAME  
**FREEBIRD**



158CM (253 WW) NO. 261266  
162CM (255 WW) NO. 261267

MEN'S SPRINGLOADED BOARDS

PRODUCT NAME  
**PROCESS FLYING V**



152CM MID (249 WW) NO. 252477  
155CM MID (251 WW) NO. 252478  
157CM MID (252 WW) NO. 252479  
159CM MID (255 WW) NO. 252480  
162CM MID (257 WW) NO. 252481

MEN'S ROCKER BOARDS

PRODUCT NAME  
**JOYSTICK**



150CM MID (248 WW) NO. 252406  
154CM MID (250 WW) NO. 252407  
157CM MID (252 WW) NO. 252408  
161CM MID (255 WW) NO. 252409  
156CM WIDE (257 WW) NO. 252410  
159CM WIDE (259 WW) NO. 252411  
163CM WIDE (261 WW) NO. 252412

MEN'S ROCKER BOARDS

PRODUCT NAME  
**WHAMMY BAR**



150CM MID (249 WW) NO. 252517  
153CM MID (251 WW) NO. 252518  
155CM MID (252 WW) NO. 252519  
157CM MID (254 WW) NO. 252520

MEN'S ROCKER BOARDS

PRODUCT NAME  
**CLASH**



139CM (240 WW) NO. 252256  
145CM (244 WW) NO. 252257  
151CM (247 WW) NO. 252258  
155CM (250 WW) NO. 252259  
158CM (255 WW) NO. 252260  
160CM (254 WW) NO. 252261

MEN'S ROCKER BOARDS

PRODUCT NAME  
**TWC STANDARD**



145CM MID (244 WW) NO. 252506  
150CM MID (247 WW) NO. 252507  
154CM MID (250 WW) NO. 252508  
157CM MID (253 WW) NO. 252510  
159CM MID (256 WW) NO. 252512  
156CM WIDE (258 WW) NO. 252509  
158CM WIDE (259 WW) NO. 252511

MEN'S ROCKER BOARDS

PRODUCT NAME  
**HERO**



149CM MID (250 WW) NO. 252380  
152CM MID (252 WW) NO. 252381  
155CM MID (253 WW) NO. 252382  
158CM MID (255 WW) NO. 252383  
152CM WIDE (259 WW) NO. 252384  
155CM WIDE (261 WW) NO. 252385  
158CM WIDE (264 WW) NO. 252386  
162CM WIDE (266 WW) NO. 252387

MEN'S ROCKER BOARDS

PRODUCT NAME  
**BLUNT**



142CM (244 WW) NO. 252210  
147CM (247 WW) NO. 252211  
151CM (249 WW) NO. 252212  
155CM (252 WW) NO. 252213  
158CM (255 WW) NO. 252214  
153CM WIDE (256 WW) NO. 252215  
156CM WIDE (258 WW) NO. 252216  
159CM WIDE (260 WW) NO. 252217  
162CM WIDE (262 WW) NO. 252218

MEN'S ROCKER BOARDS

PRODUCT NAME  
**BULLET**



154CM WIDE (256 WW) NO. 252225  
157CM WIDE (258 WW) NO. 252226  
160CM WIDE (260 WW) NO. 252227  
164CM WIDE (262 WW) NO. 252228



MEN'S CAMBER BOARDS

PRODUCT NAME  
**VAPOR**



155CM (248 WW) NO. 252513  
157CM (250 WW) NO. 252514  
159CM (252 WW) NO. 252515  
162CM WIDE (259 WW) NO. 252516

MEN'S CAMBER BOARDS

PRODUCT NAME  
**CUSTOM X**



152CM (244 WW) NO. 252315  
156CM (248 WW) NO. 252316  
158CM (249 WW) NO. 252317  
160CM (250 WW) NO. 252318  
164CM (252 WW) NO. 252319  
159CM WIDE (259 WW) NO. 252320  
162CM WIDE (260 WW) NO. 252321  
164CM WIDE (261 WW) NO. 252322

MEN'S CAMBER BOARDS

PRODUCT NAME  
**CUSTOM**



151CM (248 WW) NO. 252279  
154CM (252 WW) NO. 252280  
156CM (253 WW) NO. 252281  
158CM (254 WW) NO. 252282  
160CM (255 WW) NO. 252283  
163CM (257 WW) NO. 252284  
158CM WIDE (258 WW) NO. 252305  
162CM WIDE (260 WW) NO. 252306  
165CM WIDE (262 WW) NO. 252307  
169CM WIDE (264 WW) NO. 252308

MEN'S CAMBER BOARDS

PRODUCT NAME  
**TWC PRO**



156CM (246 WW) NO. 252500

MEN'S CAMBER BOARDS

PRODUCT NAME  
**AFTERMATH**



152CM (245 WW) NO. 252196  
155CM (247 WW) NO. 252197  
158CM (249 WW) NO. 252198  
161CM (250 WW) NO. 252199

MEN'S CAMBER BOARDS

PRODUCT NAME  
**PROCESS**



152CM MID (249 WW) NO. 252469  
155CM MID (251 WW) NO. 252470  
157CM MID (252 WW) NO. 252471  
159CM MID (255 WW) NO. 252472  
162CM MID (257 WW) NO. 252473

MEN'S CAMBER BOARDS

PRODUCT NAME  
**HONCHO**



152CM MID (246 WW) NO. 252392  
154CM MID (248 WW) NO. 252393  
157CM MID (251 WW) NO. 252394  
159CM MID (252 WW) NO. 252395  
161CM MID (254 WW) NO. 252396  
155CM WIDE (264 WW) NO. 252397  
158CM WIDE (265 WW) NO. 252398  
162CM WIDE (267 WW) NO. 252399  
166CM WIDE (268 WW) NO. 252400

WOMEN'S SPRINGLOADED BOARDS

PRODUCT NAME  
**FEELGOOD FLYING V**



140CM (236 WW) NO. 252347  
144CM (240 WW) NO. 252348  
149CM (241 WW) NO. 252349  
152CM (243 WW) NO. 252350  
155CM (245 WW) NO. 252351

WOMEN'S SPRINGLOADED BOARDS

PRODUCT NAME  
**LIP-STICK**



141CM (237 WW) NO. 252413  
145CM (238 WW) NO. 252414  
149CM (240 WW) NO. 252415  
152CM (242 WW) NO. 252416  
154CM (245 WW) NO. 252417

WOMEN'S SPRINGLOADED BOARDS

PRODUCT NAME  
**DÉJÀ VU FLYING V**



141CM (237 WW) NO. 252330  
146CM (240 WW) NO. 252331  
151CM (243 WW) NO. 252332  
154CM (245 WW) NO. 252333

WOMEN'S ROCKER BOARDS

PRODUCT NAME  
**BLENDER**



141CM (237 WW) NO. 252205  
145CM (241 WW) NO. 252206  
148CM (243 WW) NO. 252207  
151CM (244 WW) NO. 252208  
154CM (245 WW) NO. 252209

WOMEN'S ROCKER BOARDS

PRODUCT NAME  
**LUX V-ROCKER**



139CM (234 WW) NO. 252435  
143CM (236 WW) NO. 252436  
147CM (238 WW) NO. 252437  
150CM (241 WW) NO. 252438  
154CM (242 WW) NO. 252439

WOMEN'S ROCKER BOARDS

PRODUCT NAME  
**SOCIAL**



138CM (238 WW) NO. 252492  
142CM (240 WW) NO. 252493  
147CM (242 WW) NO. 252494  
151CM (245 WW) NO. 252495

WOMEN'S ROCKER BOARDS

PRODUCT NAME  
**FEATHER**



140CM (240 WW) NO. 252340  
144CM (236 WW) NO. 252341  
149CM (238 WW) NO. 252343  
153CM (240 WW) NO. 252345  
156CM (245 WW) NO. 252346  
148CM WIDE (242 WW) NO. 252342  
152CM WIDE (244 WW) NO. 252344

WOMEN'S ROCKER BOARDS

PRODUCT NAME  
**GENIE**



140CM (240 WW) NO. 252372  
145CM (241 WW) NO. 252373  
150CM (244 WW) NO. 252374  
155CM (245 WW) NO. 252375

WOMEN'S CAMBER BOARDS

PRODUCT NAME  
**FORTRESS**



147CM (241 WW) NO. 252369  
151CM (242 WW) NO. 252370  
154CM (245 WW) NO. 252371

WOMEN'S CAMBER BOARDS

PRODUCT NAME  
**FEELGOOD**



144CM (240 WW) NO. 252352  
149CM (241 WW) NO. 252353  
152CM (243 WW) NO. 252354  
155CM (245 WW) NO. 252355

WOMEN'S CAMBER BOARDS

PRODUCT NAME  
**DÉJÀ VU**



141CM (237 WW) NO. 252326  
146CM (240 WW) NO. 252327  
151CM (243 WW) NO. 252328  
154CM (245 WW) NO. 252329

MEN'S EST BINDINGS

PRODUCT NAME	ITEM No.
<b>DIODE EST</b>	<b>252164</b>



BLACK

MEN'S EST BINDINGS

PRODUCT NAME	ITEM No.
<b>MALAVITA EST</b>	<b>252167</b>



SULFUR

VIOLENT

STONE

BLACK

MEN'S EST BINDINGS

PRODUCT NAME	ITEM No.
<b>CARTEL EST</b>	<b>252161</b>



WHITE

TOXIC GREEN

BLACK

MEN'S EST BINDINGS

PRODUCT NAME	ITEM No.
<b>MISSION EST</b>	<b>252169</b>



COBALT

WHITE

BLACK

MEN'S EST BINDINGS

PRODUCT NAME	ITEM No.
<b>CUSTOM EST</b>	<b>252163</b>



RED

TEAL

WHITE

BLACK

SILVER

BLACK N' BLUE

MEN'S RE-FLEX BINDINGS

PRODUCT NAME	ITEM No.
<b>DIODE</b>	<b>252182</b>



SILVER

BLACK N' BLUE

MEN'S RE-FLEX BINDINGS

PRODUCT NAME	ITEM No.
<b>PROPHECY</b>	<b>252193</b>



SLATE

RED

MEN'S RE-FLEX BINDINGS

PRODUCT NAME	ITEM No.
<b>MALAVITA</b>	<b>252188</b>



STONE

VIOLENT

SULFUR

BLACK

MEN'S RE-FLEX BINDINGS

PRODUCT NAME	ITEM No.
<b>CARTEL</b>	<b>252175</b>



BLACK

TOXIC GREEN

WHITE

MEN'S DISC BINDINGS

PRODUCT NAME	ITEM No.
<b>MISSION</b>	<b>252190</b>



WHITE

COBALT

BLACK

MEN'S DISC BINDINGS

PRODUCT NAME	ITEM No.
<b>COBRASHARK!</b>	<b>252180</b>



MUD SHARK

BLACK SNAKE

MEN'S DISC BINDINGS

PRODUCT NAME	ITEM No.
<b>CUSTOM</b>	<b>252181</b>



TEAL

RED

WHITE

BLACK

MEN'S DISC BINDINGS

PRODUCT NAME	ITEM No.
<b>FREESTYLE</b>	<b>252184</b>



ORANGE

WHITE

BLACK

MEN'S DISC BINDINGS

PRODUCT NAME	ITEM No.
<b>FREESTYLE ONE-UP</b>	<b>252185</b>



BLACK

WOMEN'S EST BINDINGS

PRODUCT NAME	ITEM No.
<b>ESCAPADE EST</b>	<b>252165</b>



TOKYO PUNCHBOWL

BLACK

WOMEN'S EST BINDINGS

PRODUCT NAME	ITEM No.
<b>LEXA EST</b>	<b>252166</b>



PURPLE SPECK

WHITE & BLACK SPECK

BLACK

WOMEN'S EST BINDINGS

PRODUCT NAME	ITEM No.
<b>SCRIBE EST</b>	<b>252171</b>



BLUE FADE

WHITE

BLACK

WOMEN'S EST BINDINGS

PRODUCT NAME	ITEM No.
<b>STILETTO EST</b>	<b>252172</b>



LIME DROP

WHITE

BLACK

WOMEN'S RE-FLEX BINDINGS

PRODUCT NAME	ITEM No.
<b>ESCAPADE</b>	<b>252183</b>



CIRCUS PARTY

BLACK

WOMEN'S RE-FLEX BINDINGS

PRODUCT NAME	ITEM No.
<b>LEXA</b>	<b>252187</b>



WHITE & BLACK SPECK

PURPLE SPECK

BLACK

WOMEN'S DISC BINDINGS

PRODUCT NAME	ITEM No.
<b>SCRIBE</b>	<b>252194</b>



WHITE

BLUE FADE

BLACK

WOMEN'S DISC BINDINGS

PRODUCT NAME	ITEM No.
<b>STILETTO</b>	<b>252195</b>



WHITE

LIME DROP

BLACK

WOMEN'S DISC BINDINGS

PRODUCT NAME	ITEM No.
<b>CITIZEN</b>	<b>252177</b>



WHITE

RUBINE RED

BLACK

WOMEN'S DISC BINDINGS

PRODUCT NAME	ITEM No.
<b>CITIZEN ONE-UP</b>	<b>252178</b>



BLACK

MEN'S BOOTS

PRODUCT NAME	ITEM No.
<b>SLX</b>	<b>252569</b>



MEN'S BOOTS

PRODUCT NAME	ITEM No.
<b>ION</b>	<b>252554</b>



MEN'S BOOTS

PRODUCT NAME	ITEM No.
<b>DRIVER X</b>	<b>252550</b>



WOMEN'S BOOTS

PRODUCT NAME	ITEM No.
<b>SUPREME</b>	<b>252570</b>



WOMEN'S BOOTS

PRODUCT NAME	ITEM No.
<b>STERLING</b>	<b>252531</b>



WOMEN'S BOOTS

PRODUCT NAME	ITEM No.
<b>Q</b>	<b>252562</b>



MEN'S BOOTS

PRODUCT NAME	ITEM No.
<b>GRAIL</b>	<b>252532</b>



MEN'S BOOTS

PRODUCT NAME	ITEM No.
<b>IMPERIAL</b>	<b>252553</b>



MEN'S BOOTS

PRODUCT NAME	ITEM No.
<b>OX</b>	<b>252529</b>



WOMEN'S BOOTS

PRODUCT NAME	ITEM No.
<b>AXEL</b>	<b>252548</b>



WOMEN'S BOOTS

PRODUCT NAME	ITEM No.
<b>SAPPHIRE</b>	<b>252542</b>



MEN'S BOOTS

PRODUCT NAME	ITEM No.
<b>HAIL</b>	<b>252533</b>



MEN'S BOOTS

PRODUCT NAME	ITEM No.
<b>RAPTOR</b>	<b>252563</b>



MEN'S BOOTS

PRODUCT NAME	ITEM No.
<b>AMBUSH</b>	<b>252547</b>



WOMEN'S BOOTS

PRODUCT NAME	ITEM No.
<b>EMERALD</b>	<b>252551</b>



WOMEN'S BOOTS

PRODUCT NAME	ITEM No.
<b>BOOTIQUE</b>	<b>252549</b>



MEN'S BOOTS

PRODUCT NAME	ITEM No.
<b>RAMPANT</b>	<b>252540</b>



MEN'S BOOTS

PRODUCT NAME	ITEM No.
<b>RULER</b>	<b>252564</b>



WOMEN'S BOOTS

PRODUCT NAME	ITEM No.
<b>MINT</b>	<b>252556</b>



WOMEN'S BOOTS

PRODUCT NAME	ITEM No.
<b>COCO</b>	<b>252530</b>



MEN'S BOOTS

PRODUCT NAME	ITEM No.
<b>TWC</b>	<b>252543</b>



MEN'S BOOTS

PRODUCT NAME	ITEM No.
<b>MOTO</b>	<b>252558</b>



MEN'S BOOTS

PRODUCT NAME	ITEM No.
<b>INVADER</b>	<b>252535</b>





# TECH ICON INDEX



**Green Mountain Project**  
Products designed with an eco influence.



**True Fit**  
Exclusive women's-specific fit, form, and function.



**Marketed**  
These products will be getting extra special attention.



**Heli Package**  
The absolute ultimate in board performance.



**Tram Package**  
Boards that push ultra high-end technologies further.



**Gondola Package**  
Boards that set the mark for weight-savings, speed, and strength.



**Hi-Speed Quad Package**  
You will find many of our team riders on these boards.



**Double Chair Package**  
Boards that take entry level to the next level.



**UltraMeth Construction**  
The secret to the Method's seemingly weightless feel.



**Camber**  
Time-honored power, pop, and precision.



**Flying V**  
Rocker freedom with the power of camber.



**S-Rocker**  
Freeride focused for enhanced float and flow.



**V-Rocker**  
Continuous rocker for forgiving float and catch-free fun.



**EZ V**  
Rocker for the rising rider.



**Cruise Control**  
Catch-free combo of a softer flex, mellow edges, and convex base.



**Easy Rider**  
Convex and catch-free, making it easy to learn balance and board control.



**Squeezebox**  
Patent-pending technology that enhances energy and stability.



**True Flex**  
Optimized board design to match the geometry and finesse of female riders.



**Infinite Ride**  
Exclusive factory break-in process.



**Vaporskin**  
Drops weight while magnifying board feel.



**Lightning Bolts**  
Adds pop and response without making the board stiff.



**Jumper Cables**  
Ultra-light carbon stringers that make it easier to ollie higher.



**Smooth Ride**  
Internal board dampening to reduce fatigue.



**Side Effects**  
Grip on groomers meets float for overhead days.



**Mid Spoon**  
Jib without hang-ups with base convexity between the feet.



**Scoop**  
Catch-free convex tip and tail shape.



**Frostbite Edges**  
Like all-wheel drive in any snow condition.



**Mid Wide**  
Slightly wider for more stability and less toe/heel drag.



**Wide**  
If you've got big feet, look no further.



**TWC**  
Developed by Shaun White.



**Total Comfort Construction**  
Enjoy broken-in comfort right out of the box.



**Speed Zone**  
The fastest, easiest, and strongest lacing system on snow.



**Sweet Spot Speed Zone**  
Ultimate heel hold with three independent lacing zones.



**Shrinkage**  
Reduces the boot's footprint one full size.



**DRYRIDE**  
Moisture wicking liner tech. Like a breath of fresh air for your feet.



**Therm-ic**  
Select women's liners are pre-wired and ready for heat.



**Hot Pockets/Little Hotties®**  
Select women's liners are built to accommodate Little Hotties® toe warmers!



**S4**  
Resists breakdown for flex and rebound that lasts.



**Stay-Puft Tongue**  
Padded, progressive flexing upper tongue construction.



**Vibram**  
Billy goat grip backed by 70 years of mountaineering knowledge.



**Crossbone Cuff**  
Ollie pop and pressing power meets tweak-friendly freedom. A Rampant exclusive.



**EST**  
Enhanced board feel without sacrificing cushioning.



**Re:Flex**  
Increased flex and feel in a package compatible with all board mounting systems.



**The Hinge**  
New lateral flexing heelhoop for increased foot roll and more powerful ollies.



**AutoCANT**  
Automatically settles your foot into a more comfortable position.



**Room-to-Grow**  
Just for kids! Remove the footbed to gain one full size.



**3M™ THINSULATE™**  
Exclusive insulation on the Grom boot that increases warmth with less bulk.



**Unisex**  
Designed to work for boys and girls.