

'03



ARC'TERYX 2003

INTRODUCTION

HARNESSES

- 06 Vapor Women's
- 06 Vapor Men's
- 07 Vapor Fitted
- 07 Zzril
- 08 Verro
- 08 Targa
- 09 Isis
- 09 Chalk bags

HARDSHELLS

*Ascent Waterproof*

- 12 Alpha SV Jacket
- 13 Alpha AR Suit
- 13 Alpha SV Bib
- 14 Theta AR Jacket
- 14 Theta SK Pant
- 15 Theta LT Jacket
- 15 Theta LT Pant
- 16 Theta SL Jacket
- 17 Beta AR Jacket
- 17 Beta AR Pant
- 18 Sirrus SL Jacket
- 18 Beta LT Pant

Construction Details

*Ascent Waterproof Insulation*

- 20 Fission Belay Parka
- 21 Fission SV Jacket
- 21 Fission AR Jacket

*Windshells*

- 22 Katabatic Jacket
- 23 Anabatic Jacket
- 23 Anabatic Pullover

*Descent Waterproof*

- 25 Javelin SV Jacket
- 25 Javelin AR Jacket
- 26 Minuteman Pant
- 26 Minuteman Bib
- 27 Sidewinder SV Jacket
- 27 Sidewinder TR Jacket
- 28 Patriot SV Jacket
- 28 Patriot AR Jacket

Construction Details

SOFTSHELLS

*Hybrids*

- 32 Alpha Comp Hoody
- 33 Alpha Comp Jacket
- 33 Alpha SV Suit
- 34 Sidewinder Comp Jacket
- 34 Javelin Comp Jacket

Construction Details

*Gore® Windstopper®*

- 36 Sigma SV Jacket
- 37 Sigma AR Jacket
- 37 Sigma LT Jacket
- 37 Sigma SL Jacket

*Polartec® Power Shield™*

- 38 Gamma Salopette
- 39 Gamma SV Jacket
- 39 Gamma SV Vest
- 40 Gamma MX Jacket
- 41 Gamma MX Pant
- 42 Gamma MX Hoody
- 43 Easyrider Jacket
- 43 Gamma AR Jacket

*Stretch Wovens*

- 44 Stinger Jacket
- 45 Gamma LT Jacket
- 45 Gamma LT Pant

GLOVES

- 50 Gamma SV Glove
- 50 Hardface Glove
- 51 Stinger Glove
- 51 Delta Glove
- 51 Gothic Glove

INSULATION

*Peak Layer*

- 54 Maverick AR Jacket
- 54 Maverick SV Jacket
- 55 Delta SV Jacket
- 55 Delta AR Jacket

*Mid Layer*

- 56 Delta AR Zip
- 57 Delta LT Zip
- 57 Delta LT Jersey
- 58 Apache AR Zip
- 58 Apache LT Zip

Construction Details

*Base Layer*

- 60 Rho Top
- 60 Rho Bottom
- 61 Rho LT Zip
- 61 Rho LT Bottom
- 61 Rho LTW Zip
- 61 Rho LTW Bottom

TRAVERSE

*Trail*

- 62 Skaha Shirt
- 63 Skaha Pant
- 63 Skaha Short
- 64 Blaze Pant
- 64 Blaze Short
- 64 Cairn Pant
- 64 Cairn Short
- 65 PsiV-neck L/S
- 65 PsiV-neck S/S
- 65 Psi Zip L/S
- 65 Psi Zip S/S

*Street*

- 66 Gothic Hoody
- 67 Gothic Cardigan
- 67 Gothic Pant
- 68 Diplomat ST
- 68 Covert Crew
- 69 Covert Collar Zip
- 69 Covert Hoody

PACKS

Suspension Systems

*Snowsports*

- 74 YoYo
- 75 Quiver
- 75 M20
- 76 M30
- 76 M40
- 77 Khamski
- 77 Borea

*Trekking*

- 78 Bora 30
- 78 Bora 40
- 79 Bora 60LT
- 80 Bora 62
- 80 Bora 65
- 80 Bora 7
- 80 Bora 80
- 80 Bora 95
- 81 RT25
- 81 RT35
- 82 RT45
- 82 RT55

PACKS *(continued)*

*Lightweight Alpine*

- 84 Nozone
- 85 Khamsin 30
- 85 Khamsin 38
- 86 Khamsin 52
- 86 Khamsin 62

Construction Details

*Day Packs*

- 88 Carbon
- 89 Flash
- 89 Flare
- 90 Arro 16
- 90 Arro 22
- 90 Spear 20
- 91 Spear 24
- 91 Q5
- 91 Q10

*Travel*

- 92 Duffle Bags
- 93 Blade 13
- 93 Blade 21
- 93 Urban Fanny

ACCESSORIES

- 96 Kneecaps
- 96 Accessory Pocket
- 96 Pack Cover
- 97 T-shirts
- 97 Toques
- 97 Bird Lids

FIT INFO

- 96 Software Sizing
- 97 Pack Sizing
- 97 Harness Sizing





The progression of human performance is inevitable. Techniques develop, gear evolves and new achievements push beyond past limitations. Harder routes are soloed, steeper lines are skied and peaks are summited in record time. As records fall, perspective on the possible shifts. Soon, the rules of games change forever and new light is shed on the expanse of possibility.

As expectations climb, new tools are required. New aspirations create a demand for better gear and this dynamic forges the foundation of technical renaissance. Fueled by this atmosphere of change, our designers respond with radical rethinking and innovative evolutions. Momentum drives us forward and we approach design with a fresh new outlook. Our craftsmen are swept into a centrifuge of creativity and old ideas are left in the past.

From our very first harness buckle rework, ARC'TERYX has been integral to the cycle of innovation. Whether introducing a third dimension to the fit equation with thermoforming, conceptualizing waterproof zipper technology or laminating stretch woven textiles, our ideas have shattered convention. Our impassioned approach has fanned the flames of progress and freed enthusiasts to push further.

True to our perfectionist nature we constantly strive to build better gear. Technology inspires and fresh ideas materialize. A concentrated mountain core quests for new horizons and we work feverishly to supply innovative solutions. We integrate textile advancements, reconstruct design theories and expand our reach into new arenas. We refine, tailor and hone until revolutions emerge. Inextricably linked with the future, we passionately stoke this evolution in action.





## HARNESSES

For dedicated climbers, choosing the right harness is essential. Factors like fit, convenience and comfort are necessary in the vertical world. Climbing styles, personal preferences and body shapes require special attention. Aggressive use demands long-term comfort and a critical margin of safety.

Since our very first innovation of the no-slip Skaha buckle, ARC'TERYX has been defined by our rock roots. As we have climbed, our harness technology has emerged with distinction. Our Vapor™ technology brings a third dimension of fit by thermolaminating variable thickness foams into form fitting shapes. Internal seam technology reduces wear and softens normally abrasive edges. Conforming to the natural contours of climber shapes, our technology elevates comfort to a new standard.

Marked by three-dimensional sculpting, the legendary Vapor harness remains unmatched in the realm of rock comfort. Our Vapor Fitted customizes leg loop and belt sizes to match distinctive climber body types. The focused Zzril strips performance down to the bare essentials and the multi-talented Verro conforms to every aspect of alpinism. As horizons are expanded, our form-fitting harnesses provide comfort in any alpine realm.



VAPOR WOMEN’S

DESIGN: Sculpted specifically to fit a women’s distinct curves. VAPOR™ technology and adjustable leg loops deliver a plush customized fit. Internal seams prevent chafing and drop seat leg loops provide on-the-go relief.

FEATURES: CEN approved • Engineered specifically for women • Four gear loops • Haul loop • Seamless waist and leg loop construction • Sure fit 3” adjustable leg loops • VAPOR technology- harness tapers in width and thickness to the front of waist and legs

CONSTRUCTION: Evazote 50™ • Senior ballistics outer surface  
• High quality micro-fleece inner surface.

SIZES	XS, S, M, L, XL
WEIGHT	283 GRAMS / 10 OZ



VAPOR MEN’S

DESIGN: Formed in three dimensions, the Vapor conforms to body contours. Tapered thickness and internal seams increase mobility without sacrificing comfort. Fleece lining and adjustable leg loops enhance luxury on challenging climbs.

FEATURES: CEN approved • Four gear loop • Haul loop • Seamless waist and leg loop construction • Sure fit 3” adjustable leg loops • VAPOR technology- harness tapers in width and thickness to the front of waist and legs

CONSTRUCTION: Evazote 50™. Senior ballistics outer surface  
• High quality micro-fleece inner surface

SIZES	XS, S, M, L, XL
WEIGHT	2340 GRAMS/ 12 OZ





VAPOR FITTED

DESIGN: An all-around harness for all shapes and sizes. Interchangeable leg loops provide comfort for both V shaped climbers and alpinists with larger legs. Internal seams and tapered thermoforming ensure the highest level of customized comfort.

FEATURES: CEN approved • Four gear loops • Haul loop • Seamless waist and leg loop construction • Interchangeable leg loops • VAPOR technology- harness tapers in width and thickness to the front of waist and legs

CONSTRUCTION: Evazote 50™ • Senior ballistics outer surface  
• High quality micro-fleece inner surface

SIZES	XS, S, M, L, XL
WEIGHT	340 GRAMS/ 12 OZ



ZZRIL

DESIGN: This stripped down harness is the performance choice for sport climbing. Seamless construction provides solid comfort and tapered VAPOR™ technology delivers another dimension of security when struggling with the crux.

FEATURES: CEN approved • Precision fit leg loops • Seamless waist construction • Seamless leg loop construction • Two gear loops • VAPOR technology- harness tapers in width and thickness to the front of waist and legs

CONSTRUCTION: Evazote 50™ • Senior ballistics outer surface  
• High quality micro-fleece inner surface

SIZES	XS, S, M, L
WEIGHT	280 GRAMS/ 10 OZ





VERRO

DESIGN: The Verro’s big mountain utility makes it our most versatile harness. A low bulk Vapor belt fits automatically and quick release leg loops adjust to layered or bare thighs. With dual ice devices and four gear loops the Verro summits well in any environment.

- FEATURES: Buckle adjustable leg loops • CEN approved
- Four gear loops • Haul loop. Micro fleece inner surface
  - Quick release leg loop straps. Seamless waist construction
  - Sewn through leg loop construction • Two Ice Devices
  - VAPOR technology- harness tapers in width and thickness to the front of waist and legs
- CONSTRUCTION: Evazote 50™ • Senior ballistics outer surface
- High quality micro-fleece inner surface

SIZES	XS, S, M, L, XL
WEIGHT	425 GRAMS/15 OZ



TARGA

DESIGN: An all-around rock star, the Targa takes on everything from big walls to short sport routes. Surefit™ leg loops adjust to varying thigh circumferences and four gear loops are oriented for steep rock. A full strength haul loop adds additional versatility.

- FEATURES: Belt and leg loops are thicker at the back for extra support • CEN approved • Four gear loops • Haul loop
- Surefit™ 3” adjustable leg loops

CONSTRUCTION: Evazote 50™ • 500D nylon outer surface

- High quality micro-fleece inner surface

SIZES	XS, S, M, L, XL
WEIGHT	368 GRAMS/13 OZ





## ISIS

**DESIGN:** This women's harness exhibits both strength and grace. Surefit™ leg loops take the right shape, Vapor™ technology delivers all-day comfort and drop seat leg loops simplify pit stops. Extra thickness in the back provides additional support for any type of climb.

**FEATURES:** Belt and leg loops are thicker at the back for extra support

- CEN approved • Engineered specifically for women • Four gear loops
- Haul loop • Quick release leg loop straps • Surefit™ 3" adjustable leg loops

**CONSTRUCTION:** Evazote 50™ • 500D nylon outer surface

- High quality micro-fleece inner surface

SIZES	XS, S, M, L, XL
WEIGHT	340 GRAMS/ 12 OZ

## CHALK BAGS

**DESIGN:** Easy dipping styles that withstand multiple seasons of climbing.



### ION:

A mid volume bag for all-around climbing. Features a micro suspended rim.

### VOODOO:

Similar to the Ion but in mesh and leather.

### CYLINDER MID:

The classic cylinder with a micro suspended rim. The ideal size for chalk balls.

### CYLINDER LARGE:

For long routes, this cylinder has a curved bottom for full hand dipping.

### CHALK BAG BELT:

This 5/8" webbing belt has a quick release buckle. One size, also works well as an accessory strap for packs.



Hardshells seal out wetness in the harshest conditions. Repelling wind, rain and snow, yet allowing perspiration vapor to escape through breathable membranes, they deliver internal comfort during prolonged periods of stormy intensity. Forming a protective outer layer, they provide reliable shelter while climbing, skiing or trekking in inclement weather.

At ARC'TERYX we take a different approach to hardshell construction. We select the highest performing waterproof/breathable membranes and fuse them with proprietary fabric lamination techniques. Our designs integrate revolutionary innovations like die cut components that eliminate bulk, WaterTight™ zippers that precisely seal and tiny seam taping that radically improves membrane performance.

As others have followed, we've pushed forward to create a new generation of hardshell. Our award winning Alpha jacket has been reenergized with tinier seam taping and an outstanding new hood. For insulated applications, our new Fission and Patriot styles bring together waterproof shell technology and powerful Primaloft® warmth. Not to be outdone, our Sidewinder jackets throw a functional curve into WaterTight™ zipper technology and are specially designed for the big mountain arena. From mountain summits to coastal day hikes, our powerful storm shells deliver legendary protection and unrivaled refinement.


## HARDSHELLS



ASCENT  
WATERPROOF

Ensuring a weatherproof seal while shedding bulk necessitates superior design. Using precision die cutting, thermolamination and radical feature innovations, we completely reformed the hardshell construction process. As a result our streamlined shells set the technical standard for protection against the worst wet and wintry weather.


Utilizing GORE®'s most advanced three-layer XCR™ membrane our Alpha, Beta and Theta shells not only seal out precipitation, but also allow perspiration vapor to escape. Our Sirrus Jacket takes advantage of lighter GORE-TEX® PACLITE® fabric to shave weight. In all of our styles narrow seam tape and fabric laminations reduce bulk, anatomical patterning improves fit and WaterTight™ zips eliminate storm flaps.




*WaterTight™ Zippers*



*Three-Layer GORE-TEX® Technology*



*Tiny Tape*



*1/16" Seam Allowances*



*Storm Hood Design*



ALPHA SV JACKET

DESIGN: A severe weather shell tailored specifically for alpine assaults. The hood easily fits all climbing helmets and a waist drawcord cinches to the side so you can see all your points. GORE-TEX® XCR™ fabric, tiny seam taping and two high volume chest pockets. Recipient of the American Alpine Institute Guide's Choice Award.

- FEATURES: The best cut in the industry for unrivaled hardshell mobility
- Die cut Velcro™ cuffs • Grangers care sample included
  - Laminated Dry Cuffs™ • Laminated quick dry chin guard
  - Laminated waist and hem • Helmet compatible storm hood
  - Hip length • Micro seam allowances (1/16 inch) • One-hand pull cords
  - One sleeve pocket with laminated zip • Moulded Zipper Garages™
  - Tiny GORE® seam tape (13mm) • Two high volume chest pockets with laminated zips • Two internal chest pockets
  - WaterTight™ front, pit and pocket zips

CONSTRUCTION: 420NR 3 layer GORE-TEX® XCR™  
• 530N 3 layer GORE-TEX® XCR™

	WEIGHT	SIZES
WOMEN'S	521 GRAMS/18.4 OZ (M)	XS, S, M, L
MEN'S	595 GRAMS/21 OZ (M)	S, M, L, XL
COLOURS	<div><div></div> AZUL</div> <div><div></div> SANGRIA</div> <div><div></div> YAM</div>	



ALPHA AR SUIT

DESIGN: This one piece provides full coverage protection during long days of heli-skiing or climbing big mountains. GORE-TEX® XCR™ seals out snow and breaths well, keeping the interior comfortable during full days of exertion. WaterTight™ full side zips ease entry and Keprotect™ instep patches prevent sharp edges from slicing your favorite suit.

FEATURES: The best cut in the industry for unrivaled hardshell mobility

- Adjustable cuff shock cord
- Die cut Velcro™ cuffs
- Grangers care sample included
- Laminated Dry Cuffs™
- Laminated quick dry chin guard
- Laminated powder cuffs
- Laminated stow hood
- Moulded Zipper Garages™
- One chest pocket with laminated zips
- One-hand pull cords
- One sleeve pocket with laminated zip
- Optional WaterTight™ through-the-crotch zip
- Keprotect™ instep patches
- Side zips are free of flaps, stop short of harness/hipbelt area
- Two hand pockets with laminated zips
- Two laminated internal chest pockets
- WaterTight™ pit, pocket, sleeve and side leg zips

CONSTRUCTION: 420NR 3 layer GORE-TEX® XCR™

- 530N 3 layer GORE-TEX® XCR™
- Schoeller® Keprotect™

	WEIGHT	SIZES
WOMEN'S	1056 GRAMS/37 OZ (M)	XS, S, M, L
MEN'S	1146 GRAMS/40 OZ (M)	S, M, L, XL
COLOURS	<div><div></div> SANGRIA</div> <div><div></div> YAM</div>	



ALPHA SV BIB

DESIGN: A true alpinist tool for a wide range of climbing applications. The high cut design provides an additional level of cold weather protection, pleated chest pockets store bulky items and 3/4-length side zips won't interfere with a pack or harness.

FEATURES: Adjustable cuff shock cord

- Grangers care sample included
- High cut bib
- Keprotect™ instep patches
- Laminated waist
- Moulded Zipper Garages™
- One internal pocket
- Quick adjust suspenders
- Side zips are free of flaps, stop short of harness/hipbelt area
- Two pleated bib pockets
- WaterTight™ through-the-crotch and ¾ leg zips

CONSTRUCTION: 420NR 3 layer GORE-TEX® XCR™

- 530N 3 layer GORE-TEX® XCR™
- Schoeller® Keprotect™






	WEIGHT	SIZES
WOMEN'S	595 GRAMS/21 OZ (M)	XS, S, M, L
MEN'S	652 GRAMS/23 OZ (M)	S, M, L, XL (REG, TALL)
COLOURS	<div><div></div> BLACK</div> <div><div></div> CINDER</div>	

THETA AR JACKET

DESIGN: Our most popular shell delivers versatile performance for everything from alpine hiking to ski touring. A waist drawcord slims down the silhouette and a mid-length cut is ideal for varied conditions. The storm worthy hood and stiffened brim provide refuge when the weather turns nasty.

FEATURES: Die cut Velcro™ cuffs • Grangers care sample included • Helmet compatible drop hood with reinforced brim • High wear areas reinforced • Hip length with fully reinforced drop back • Laminated quick dry chin guard • Laminated Dry Cuffs™ • Laminated waist and hem • Moulded Zipper Garages™ • One chest pocket with laminated zip • One-hand pull cords • One sleeve pocket with laminated zip • Two hand pockets with laminated zips • WaterTight™ front, pit and pocket zips

CONSTRUCTION: 420NR 3 layer GORE-TEX® XCR™  
• 530N 3 layer GORE-TEX® XCR™

	WEIGHT	SIZES	
WOMEN'S	637 GRAMS/23 OZ (M)	XS, S, M, L	
MEN'S	717 GRAMS/25 OZ (M)	S, M, L, XL, XXL (XXL BLACK AND SANGRIA)	
COLOURS	 BLACK	 IRIS(WOMEN'S)	 JAVA (MEN'S)
	 SANGRIA	 SAPPHIRE	





THETA SK PANT

DESIGN: For hard-edged users, this technical ski pant withstands long seasons on snow. Stretch woven paneling keeps the lower back comfortable and a bib-style seals out snow. Keprotec™ instep patches repel edge wear and 3/4 length WaterTight™ side zips won't interfere with ski packs.

FEATURES: Adjustable cuff shock cord • Adjustable waist belt • Grangers care sample included • Gusseted crotch • Keprotec™ instep patches • Laminated powder cuffs • Large cuff diameter for ski boots • Low cut bib with front fly • Moulded Zipper Garages™ • Quick adjust suspenders • Reinforced seat and knee • Stretch rear bib panel • Two bib pockets with laminated zip • WaterTight™ ¾ leg and front fly zips

CONSTRUCTION: 530N 3 layer GORE-TEX® XCR™  
• 630N 3 layer GORE-TEX® XCR™ • Schoeller® Keprotec

	WEIGHT	SIZES
WOMEN'S	650 GRAMS/23 OZ (M)	XS, S, M, L
MEN'S	707 GRAMS/25 OZ (M)	S, M, L, XL, XXL (SHORT, REG, TALL)
COLOURS	 CINDER	 BLACK (SHORT AND XXL TALL - BLACK ONLY)



THETA LT JACKET

DESIGN: Full length for more protection, the LT is our lightest weight 3-layer xcr™ jacket. Shoulder and elbow reinforcement add toughness, lightweight fabrics minimize bulk and the hood hides away when the weather takes a turn for the better. Awarded Backpacker Magazine’s coveted Editor’s Choice Award.

FEATURES: Die cut Velcro™ cuffs • Grangers care sample included • Laminated Dry Cuffs™ • Laminated quick dry chin guard • Laminated stow hood • Laminated waist and hem • Longer in the back, ¾ length jacket • Micro seam allowances (1/16 inch) • Moulded Zipper Garages™ • One-hand pull cords • Internal chest pocket • Tiny GORE® seam tape (13mm) • Two hand pockets with laminated zips • WaterTight™ front, pit and pocket zips

CONSTRUCTION: 390NR 3 layer GORE-TEX® xcr™  
• 530N 3 layer GORE-TEX® xcr™

	WEIGHT	SIZES
WOMEN’S	452 GRAMS/16 OZ (M)	XS, S, M, L
MEN’S	495 GRAMS/17.5 OZ (M)	S, M, L, XL, XXL
COLOURS	<div><div></div>ECLIPSE</div> <div><div></div>JAVA</div> <div><div></div>GRAVEL (XXL-GRAVEL ONLY)</div>	



THETA LT PANT

DESIGN: These pants provide comfort while earning your turns or fastpacking over the pass. Powder cuffs keep boots free of snow or grime and a high waisted cut stays put even when setting steep bootpacks or scrambling over talus. WaterTight™ 3/4 length zips work with any size pack belt and a hip pocket store small essentials.

FEATURES: Adjustable cuff shock cords • Elasticized waist • Grangers care sample included • Keprotec™ instep patches • One hip stash pocket • Laminated powder cuffs • Low cut bib with front fly • Moulded Zipper Garages™ • Optional through-the-crotch zip • Quick adjust suspenders • Side zips are free of flaps/stop short of harness/hipbelt area • WaterTight™ ¾ leg, front fly and through-the-crotch zips

CONSTRUCTION: 420NR 3 layer GORE-TEX® xcr™  
• 530N 3 layer GORE-TEX® xcr™ • Schoeller® Keprotec

	WEIGHT	SIZES
WOMEN’S	591 GRAMS/21 OZ (M)	XS, S, M, L
MEN’S	643 GRAMS / 23 OUNCES (M)	S, M, L, XL (REG & TALL)
COLOURS	<div><div></div>BLACK</div> <div><div></div>CINDER</div>	






THETA SL JACKET

DESIGN: The SL provides the ultimate in technical efficiency for dedicated gram counters. GORE-TEX® PACLITE® enhances packability, xcr™ shoulder and elbow reinforcement protects against strap abrasion and a lengthy cut shields against raging weather.

FEATURES: Die cut Velcro™ cuffs • Grangers care sample included • Helmet compatible drop hood • Laminated quick dry chin guard • Laminated waist and hem • Longer in the back, ¾ length jacket • Moulded Zipper Garages™ • Micro seam allowances (1/16 inch) • One-hand pull cords • Two hand pockets with laminated zips • WaterTight™ front, pit and pocket zips

CONSTRUCTION: 290NR 2 layer GORE-TEX® PACLITE®  
• 530NR 3 layer GORE-TEX® XCR™

	WEIGHT		SIZES	
WOMEN'S	382 GRAMS/13.5 OZ (M)		XS, S, M, L	
MEN'S	410 GRAMS/14.5 OZ (M)		S, M, L, XL	
COLOURS	 ALPINE	 MOLTEN	 SHADOW	







## BETA AR JACKET

**DESIGN:** This tough, utilitarian shell is cut shorter to satiate ice climbers and all-around alpinists. No-nonsense detailing shaves precious grams and hip-length design facilitates easy harness access. Bomber xCR™ fabric, a burly hood and reinforced shoulders beg for high alpine use.

**FEATURES:** Die cut Velcro™ cuffs • Grangers care sample included • Helmet compatible drop hood • Hip length • Laminated quick dry chin guard • Laminated Dry Cuffs™ • Laminated hem • Moulded Zipper Garages™ • One-hand pull cords • Two hand pockets with laminated zips • WaterTight™ front, pit, pocket zips

**CONSTRUCTION:** 420NR 3 layer GORE-TEX® xCR™  
• 530N 3 layer GORE-TEX® xCR™



	WEIGHT	SIZES
WOMEN'S	595 GRAMS/21 OZ (M)	XS, S, M, L
MEN'S	625 GRAMS/22 OZ (M)	S, M, L, XL
COLOURS	 BLACK  SANGRIA  SAPHIRE  TEQUILA	

## BETA AR PANT

**DESIGN:** A straightforward design makes this pant a versatile choice for the do-everything mountain athlete. Tough GORE-TEX® xCR™ seals out rain on fall camps, Keprotec™ reinforcement cuffs survive hard edged abuse and 3/4 length WaterTight™ zips provide plenty of venting when charging toward spring summits.

**FEATURES:** Adjustable cuff shock cord • Adjustable nylon belt • Grangers care sample included • Gusseted crotch • Keprotec™ instep patches • Moulded Zipper Garages™ • One hip stash pocket • Waist pant with front fly • WaterTight™ ¾ leg and front fly zips • Side zips are free of flaps/stop short of harness/hipbelt area

**CONSTRUCTION:** 420NR GORE-TEX® xCR™  
• 530N GORE-TEX® xCR™ • Schoeller® Keprotec

	WEIGHT	SIZES
WOMEN'S	425 GRAMS/15 OZ (M)	XS, S, M, L
MEN'S	485 GRAMS/17 OZ (M)	S, M, L, XL, XXL (SHORT, REG, TALL)
COLOURS	 CINDER  BLACK (SHORT & XXL TALL - BLACK ONLY)	





### SIRRUS SL JACKET

**DESIGN:** Designed to provide reliable protection for speed focused climbers and fastpacking hikers. Constructed primarily of GORE-TEX® PACLITE®, the highly breathable membrane saves weight and boasts a waterproof guarantee. Helmet compatible hood, short length styling and exceptional packability make it ideal for rapid fire assaults.

**FEATURES:** Die cut Velcro™ cuffs • Grangers care sample included • Helmet compatible drop hood • Hip length. Laminated Dry Cuffs™ • Laminated hem • Laminated quick dry chin guard • Moulded Zipper Garages™ • Micro seam allowances (1/16 inch) • One hand pull cords • One chest pocket with laminated zip • WaterTight™ front, pit and pocket zips

**CONSTRUCTION:** 290NR 2 Layer GORE-TEX® PACLITE®  
• 530N 3 layer GORE-TEX® XCR™

	WEIGHT	SIZES
WOMEN'S	326 GRAMS/11.5 OZ (M)	XS, S, M, L
MEN'S	350 GRAMS/12.3 OZ (M)	S, M, L, XL
COLOURS	<div>ALPINE</div> <div>MOLTEN</div> <div>SHADOW</div>	

### BETA LT PANT

**DESIGN:** The best minimalist solution against wet weather when packing along an extra helping of protection. Featherweight GORE-TEX® fabric lightens overall weight, shockcord cuff cinches over plastic or leather boots and a tapered cut shaves bulk. Slides on quickly when a rapid transition is essential to staying dry.

**FEATURES:** Adjustable cuff shock cord • GORE-TEX® instep patches • Grangers care sample included • Gusseted crotch • Moulded Zipper Garages™ • Pull on style, tapered legs for minimum bulk • Side zips are free of flaps, stop short of harness/hipbelt area • Waist drawcord • WaterTight™ ¾ leg zip


**CONSTRUCTION:** 420NR 3 layer GORE-TEX® XCR™  
• 530N 3 layer GORE-TEX® XCR™

	WEIGHT	SIZES
WOMEN'S	345 GRAMS/12 OZ (M)	XS, S, M, L
MEN'S	370 GRAMS/13 OZ (M)	S, M, L, XL (REG & TALL)
COLOURS	<div>BLACK</div> <div>CINDER</div>	




## HARDSHELL CONSTRUCTION DETAILS

**WATERTIGHT™ ZIPPERS:** Conventional shell design had always viewed zippers as weak points that needed reams of weatherproof reinforcement. But after ten years of thoughtful development we introduced a urethane coated, long lasting and smooth sliding, WaterTight™ zipper. The new design eliminated the need for bulky double flapping and shed grams from traditionally overweight construction. Taking the outdoor world by storm, this seamless connection set the new technical standard.




**THREE-LAYER GORE-TEX® TECHNOLOGY:** GORE-TEX® had always set the waterproof/breathable standard and thus sought to increase durability and breathability of the PTFE membrane. We began leading the charge toward technological refinement with our hardshell designs, we were rewarded with a new PTFE membrane that breathed deeply and clogged less. The new XCR three-layer fabrication more effectively regulated internal microclimates, guaranteeing another level of dryness in soggy environments.



**TINY TAPE:** By introducing even smaller taping we shaved nine millimeters of width. Using tiny tape made our shells even more supple and shaved grams from already lightweight construction. And with less tape sealing off breathability, the performance of our shell was drastically improved.



**1/16" SEAM ALLOWANCES:** Tightening our tolerances even further, we succeeded in implementing 1/16 inch seam allowances. Four times tighter than industry norms, these carefully sewn lines eliminated topstitching and concealed thread inside the seam. This technique improved wear resistance, allowed for tiny taping and resulted in a supple, superiorly crafted shell.



**STORM HOOD DESIGN:** Designing an alpinist hood that could truly fit a helmet without inhibiting vision created an interesting set of problems. Our unique solution utilized a high stretch shockcord that delivered three dimensions of adjustment without inducing cordlock confusion. The resulting storm hood cinched down peripherally, conformed to a multitude of dome volumes and refused to collect snow when hanging idle.







## ASCENT WATERPROOF INSULATION

Colder, less active conditions demand a warmer alternative than the standard mountain parka. As a solution, we layer non-quilted Primaloft® insulation with the waterproof security of a three-layer GORE-TEX® XCR™ membrane. This combination creates an all-conditions cocoon for nasty belays, foul weather base camps or rest breaks on arduous ascents. Superior detailing like WaterTight™ zippers, storm worthy hoods and micro seam taping provides a second line of defense against persistent elements.

Ranging from the moderately thick Fission AR to the expedition warmth of the Fission SV Jacket and Belay Parka, our waterproof insulated jackets provide a steady supply of thermal comfort.



## FISSION BELAY JACKET

**DESIGN:** The foulest weather Fission provides a toasty refuge during chilling belays, bivys or changeovers. GORE-TEX® shell keeps out nasty weather, thick layered Primaloft® warms the soul and a helmet friendly hood preserves precious body heat. Laminated construction minimizes weight and oversized cut fits over outer layers.

**FEATURES:** Exclusive laminated Primaloft® non-quilt construction

- Grangers care sample included
- Helmet compatible insulated storm hood
- Hem drawcord. Hip length
- Micro seam allowances (1/16")
- Moulded Zipper Garage™
- One chest pocket with laminated zip
- One hand pull cords
- Smooth knit cuffs
- Stuff sack
- WaterTight™ front and pocket zips

**CONSTRUCTION:** 200 gm/sqm Primaloft® Sport

- 270NR 2 layer GORE-TEX® XCR™

	WEIGHT	SIZES
UNISEX	805 GRAMS/28.4 OZ (M)	XS, S, M, L, XL
COLOURS	<div style="display: flex; align-items: center; gap: 10px;"> <div style="display: flex; align-items: center;"> <div style="width: 15px; height: 15px; background-color: #000080; margin-right: 5px;"></div> <span>AZUL</span> </div> <div style="display: flex; align-items: center;"> <div style="width: 15px; height: 15px; background-color: #FFA500; margin-right: 5px;"></div> <span>YAM</span> </div> </div>	






### FISSION SV JACKET

**DESIGN:** A waterproof insulated parka for the coldest winter climes. 200 gram Primaloft® insulation and a longer cut conserve heat while on the sled, in the snow or riding the double chair. Quiltless construction won't compromise loft, GORE-TEX® XCR™ exterior seals out wetness and an insulated hood warms things up when the temperature dips below freezing.

**FEATURES:** Exclusive laminated Primaloft® non-quilt construction  
 • Grangers care sample included • Helmet compatible insulated drop hood  
 • Hem and waist drawcords • Laminated Dry Cuffs™ • Micro seam allowances (1/16") • Moulded Zipper Garages™ • One hand pull cords  
 • Past hip length, drop back hem • Two chest pockets with laminated zips  
 • Two hand pockets with laminated zips • WaterTight™ front and pocket zips

**CONSTRUCTION:** 300NR 2 layer GORE-TEX® XCR™  
 • 360N 2 layer GORE-TEX® XCR™ • 200 gm/sqm Primaloft® Sport

	WEIGHT	SIZES
WOMEN'S	905 GRAMS/32 OZ (M)	XS, S, M, L
MEN'S	1000 GRAMS/35 OZ (M)	S, M, L, XL, XXL
COLOURS	 JAVA  SAPPHIRE  BLACK (XXL ONLY)	







### FISSION AR JACKET

**DESIGN:** For cold days in the Alps or staying warm in the Rockies, this waterproof bomber-style parka heats the core. GORE-TEX® XCR™ outer maintains dryness, insulated pockets warm icy fingers and laminated 133 gram Primaloft® interior counters the chill. A stealth waterproof hood hides away when not needed and the shorter cut adds around town simplicity.

**FEATURES:** Exclusive laminated Primaloft® non-quilt construction  
 • Grangers care sample included • Hem drawcord • Hip length • Laminated stow hood • Micro seam allowances (1/16") • Moulded Zipper Garages™  
 • Smooth knit cuffs • Two hand pockets with laminated zips • WaterTight™ front and pocket zips

**CONSTRUCTION:** 300NR 2 layer GORE-TEX® XCR™  
 • 360N 2 layer GORE-TEX® XCR™ • 420NR 3 layer GORE-TEX® XCR™  
 • 133 gm/sqm Primaloft® Sport

	WEIGHT	SIZES
WOMEN'S	710 GRAMS/25 OZ (M)	XS, S, M, L
MEN'S	770 GRAMS/27.2 OZ (M)	S, M, L, XL, XXL
COLOURS	 BLACK  JAVA  YAM  SAPPHIRE (XXL ONLY)	



## WINDSHELLS

For aerobic activities balancing breathability with wind protection is the key to a comfortable core. Robust enough to protect against wind and generating the right degree of moisture management, our technical shells fend off the chill while skate skiing, hiking or road riding.

Designed with featherweight fabrics, the Wind collection packs down super small for cool weather insurance. The Katabatic utilizes polyester ripstop in vertical areas to stop the wind, Schoeller® Dynamic in the shoulders to let heat escape and a brushed Microtherm lining to wick moisture. The Anabatic styles employ a clean and simple design to provide wind protection in a self-packable style.







### KATABATIC JACKET

**DESIGN:** A multi-functional windshell that wicks and warms. A brushed interior moves moisture outward, Schoeller® shoulders vent and ripstop fabric blocks the wind. Packable Autumn protection or an aerobic only layer.

**FEATURES:** Abrasion resistant stretch panels on shoulders/arms  
• Adjustable hem with hidden cord lock • Full front zip. Integrated brushed interior • Laminated cuff with die cut Velcro™ closure  
• Lightweight and compressible • Soft brushed lined collar  
• Seamless underarm panels • One laminated arm pocket with laminated zip • Two hand pockets with laminated zips

**CONSTRUCTION:** Dimension Polyant® ripstop  
• Schoeller® Dynamic (shoulder area)  
• Rentex™ Microtherm (brushed interior)

	WEIGHT	SIZES
WOMEN'S	329 GRAMS/11.6 OZ (M)	XS, S, M, L
MEN'S	356 GRAMS/12.5 OZ (M)	S, M, L, XL
COLOURS	 ALGAE	 BLUEBIRD
	 CINDER	 SANGRIA








### ANABATIC JACKET

DESIGN: A featherweight packable windshell for running, biking or skating. Tough windproof fabric cuts the chill on spring mornings and stands up to a brief drizzle. Breathable and comfortable for warm days or fast moving exercise.

FEATURES: Full front zip • Hem drawcord • Lightweight and compressible  
 • Laminated cuff with die cut Velcro™ closure • One chest/stow pocket with laminated zip and hang loop • One sleeve pocket with laminated zip  
 • Soft brushed lined collar

CONSTRUCTION: Dimension Polyant® double weave

	WEIGHT	SIZES
WOMEN'S	198.5 GRAMS/7 OZ (M)	XS, S, M, L
MEN'S	233 GRAMS/8.2 OZ (M)	S, M, L, XL
COLOURS	 ALGAE	 SANGRIA
	 GRAVEL (MEN'S ONLY)	 BLUEBIRD (WOMEN'S ONLY)



### ANABATIC PULLOVER

DESIGN: A pullover version of our most packable windshell. Constructed with lightweight, breathable and windproof fabric to balance internal and external temperatures. Super light protection for skate skiing, mountain biking or trail running.

FEATURES: Chest zip • Hem drawcord • Lightweight and Compressible  
 • Laminated cuff with die cut Velcro™ closure • One chest/stow pocket with laminated zip and hang loop • One sleeve pocket with laminated zip  
 • Soft brushed lined collar

CONSTRUCTION: Dimension Polyant® double weave

	WEIGHT	SIZES
WOMEN'S	186 GRAMS/6.56 OZ (M)	XS, S, M, L
MEN'S	199 GRAMS/7.02 OZ (M)	S, M, L, XL
COLOURS	 ALGAE	 SANGRIA
	 GRAVEL (MEN'S ONLY)	 BLUEBIRD (WOMEN'S ONLY)

## DESCENT WATERPROOF

Big mountain descents demand weatherproof protection and the right detail. Engineered specifically for the big mountain arena, our Descent hardshells are packed with innovations that seal out the worst weather. These styles transition smoothly from boot packs and skin tracks to steep trees and big bowls.


Constructed with waterproof/breathable GORE-TEX®, these garments form an elemental barrier and let perspiration vapor vent. Laminated internal skirts keep out snow and relaxed cuts allow more room to move. The Sidewinder styles prevent chin irritation by curving the WaterTight™ zipper and the tough new Minuteman pant resists highback and inside edge wear. To provide toasty warmth on cold smoke days, our Patriot jackets combine non-quilted Primaloft® insulation with a GORE-TEX® XCR™ shell.



*Curved Zip*



*Laminated Powder skirt*



*Opti™ Radio Pocket*



*Speedhood™*



*Non-Quilt Construction*



JAVELIN SV JACKET

DESIGN: This Javelin is tailored toward making turns from first tracks to patrol sweep. Supple GORE-TEX® Soft Tech fabric won't crunch or crinkle, breathes well and prevents nasty weather from leaking through. Packed with convenient features like high volume pockets, one-handed pull cords and a big hood for stormy weather.

FEATURES: Adjustable powder skirt • Die cut Velcro™ cuffs • Drop hood • Grangers care sample included • Hem drawcord • Laminated quick dry chin guard • One-hand pull cords • Relaxed fit • Two chest pockets • Two hand pockets • WaterTight™ front, pit and pocket zips

CONSTRUCTION: 450N 3 layer GORE-TEX® Soft Tech

	WEIGHT	SIZES
WOMEN'S	572 GRAMS/20 OZ (M)	XS, S, M, L
MEN'S	682 GRAMS/24 OZ (M)	S, M, L, XL
COLOURS	<div><div></div>CHERRY</div> <div><div></div>DARK CITRUS</div> <div><div></div>GARGOYLE</div> <div><div></div>GLACIER (WOMEN'S)</div>	




JAVELIN AR JACKET

DESIGN: This hoodless parka laps it up during long days of lift serviced riding. Constructed of quiet, comfortable and waterproof GORE-TEX® Soft Tech fabric and cut looser for style points. Large pockets fit everything from tools to spare goggles and an adjustable powder skirt seals out snow without rising up.

FEATURES: Adjustable powder skirt • Die cut Velcro™ cuffs • Grangers care sample included • Hem drawcord • Two chest pockets • Laminated quick dry chin guard • One-hand pull cords • Relaxed fit • Two hand pockets • WaterTight™ front, pit and pocket zips

CONSTRUCTION: 450N 3 layer GORE-TEX® Soft Tech

	WEIGHT	SIZES
MEN'S	614 GRAMS/22 OZ (M)	S, M, L, XL
COLOURS	<div><div></div>DARK CITRUS</div> <div><div></div>CHERRY</div> <div><div></div>GARGOYLE</div>	





MINUTEMAN BIB

DESIGN: For those who tend to get in deep, this low cut bib is a natural choice for the backcountry. Internal powder cuffs keep feet dry, drop seat design provides a simple on-the-go solution and Keprotec™ patches survive split, tele or AT abuse. Engineered relaxed fit, articulated knees and bigger cuff circumference provide more room to maneuver.

FEATURES: Adjustable cuff shock cords • Adjustable waist belt • Drop seat design • Grangers care sample included • Low cut bib • Keprotec™ instep patches • Moulded Zipper Garages™ • Powder cuffs • Tiny GORE® seam tape (13mm) • Quick adjust suspenders • Two stash pockets • Two thigh pockets • WaterTight™ pockets, ¾ leg and front fly zips

CONSTRUCTION: 540N 3 layer GORE-TEX® XCR™  
• 630N 3 layer GORE-TEX® XCR™ • Schoeller® Keprotec™

	WEIGHT	SIZES
WOMEN'S	693 GRAMS/24 OZS (M)	XS, S, M, L
MEN'S	721 GRAMS/25 OZ (M)	S, M, L, XL (SHORT, REG & TALL)
COLOURS	<div><div></div>SLATE</div> <div><div></div>ZINC</div>	

MINUTEMAN PANT

DESIGN: Subtle styling softens the technical edge of these big mountain pants. Tough lower leg fabric prevents inside edge and highback wear, while a roomier cuff accommodates bigger boots. WaterTight™ 1/2 side zips vent on the approach and powder cuffs keep snow out whether hammering up the bootpack or sessioning a secret stash.

FEATURES: Adjustable cuff shock cords • Adjustable waist belt • Grangers care sample included • Keprotec™ instep patches • Moulded Zipper Garages™ • Powder cuffs • Tiny GORE® seam tape (13mm) • WaterTight™ pockets, side vents and front fly zips • Waist pant • Two thigh pockets

CONSTRUCTION: 540N 3 layer GORE-TEX® XCR™  
• 630N 3 layer GORE-TEX® XCR™ • Schoeller® Keprotec™

	WEIGHT	SIZES
WOMEN'S	545 GRAMS/19 OZ (M)	XS, S, M, L
MEN'S	584 GRAMS/21 OZ (M)	S, M, L, XL (SHORT, REG & TALL)
COLOURS	<div><div></div>SLATE</div> <div><div></div>ZINC</div>	









SIDEWINDER SV JACKET

DESIGN: Adrenaline addicts swooned over the introduction of this ultimate big mountain jacket. The curved WaterTight™ zip keeps the chin scrape free, while the laminated powder skirt prevents snow from creeping inside. Laminated radio pocket, one-handed Speed Hood™ and action oriented cut tailor it toward big backcountry lines.

FEATURES: Adjustable powder skirt • Die cut Velcro™ cuffs • Grangers care sample included • Hem drawcord • Moulded Zipper Garages™ • Laminated Dry Cuffs™ • Laminated Opti™ radio pocket • Laminated quick dry chin guard • No side seam construction • One hand pull cords • Relaxed fit • Speed™ hood • Two pleated chest pockets with laminated zips • Two laminated internal chest pockets • WaterTight™ sidewinder front, pit and pocket zips

CONSTRUCTION: 420NR 3 layer GORE-TEX® XCR™  
• 540N 3 layer GORE-TEX® XCR™

	WEIGHT	SIZES	
WOMEN'S	609 GRAMS/22 OZ (M)	XS, S, M, L	
MEN'S	656 GRAMS /23 OZ (M)	S, M, L, XL	
COLOURS			
	 BLUEBIRD	 CITRUS	 STATUE
		 PINE (MEN'S)	







SIDEWINDER TR JACKET

DESIGN: Similar to its Sidewinder SV cousin, this shell rips for lapping the tram or straightlining your favorite out of bounds chute. Shedding the hood creates freedom for those who don a helmet before carving up their respective lines. Its relaxed cut hangs comfortably when wearing a pack, waiting for the first chair or hucking for fame and fortune.

FEATURES: Adjustable powder skirt • Die cut Velcro™ cuffs • Grangers care sample included • Laminated Dry Cuffs™ • Laminated Opti™ radio pocket • Laminated quick dry chin guard • Moulded Zipper Garages™ • No side seam construction • One-hand pull cords • Relaxed fit • Two chest pockets with laminated zips • Two internal chest pockets • WaterTight™ sidewinder front, pit and pocket zips

CONSTRUCTION: 420NR 3 layer GORE-TEX® XCR™  
• 540N 3 layer GORE-TEX® XCR™

	WEIGHT	SIZES
UNISEX	573 GRAMS/20 OZ (M)	XS, S, M, L, XL
COLOURS	<div><div> BLUEBIRD</div><div> CITRUS</div><div> PINE</div><div> STATUE</div></div>	





### PATRIOT SV JACKET

**DESIGN:** A thick layer of laminated insulation makes this parka ideal for braving crisp conditions and cold chairlifts. Two-layer GORE-TEX® XCR™ shell protects against wintry weather, stow hood hides away when the clouds part and an internal goggle pocket keeps a fog free pair at the ready. Laminated powder skirt stops spindrift and cold drafts from seeping in.

**FEATURES:** Laminated Primaloft® insulation • Adjustable powder skirt • Die cut Velcro™ cuffs • Grangers care sample included • Hem drawcord • Micro seam allowances (1/16") • One chest pocket • Goggle pocket • One-hand pull cords • Relaxed fit • Stow hood • Two hand pockets • WaterTight™ front and pocket zips

**CONSTRUCTION:** 490 SRP 2 layer GORE-TEX®  
• 540N 2 layer GORE-TEX® XCR™ • 200 gr/sqm Primaloft®

	WEIGHT	SIZES
WOMEN'S	934 GRAMS/33 OZ (M)	XS, S, M, L
MEN'S	1038 GRAMS/37 OZ (M)	S, M, L, XL
COLOURS	<div><div></div>CUMIN</div> <div><div></div>CYPRESS</div> <div><div></div>OCEAN</div>	

### PATRIOT AR JACKET

**DESIGN:** Made with Primaloft® insulation for cold days of hard riding, soft-shelled approaches or bunkering down in the backcountry. Two-layer GORE-TEX® XCR™ seals out weather during prolonged rest breaks, lighter insulation provides packability and quiltless construction keeps it clean. An ideal packable companion for stop-and-go big mountain missions.

**FEATURES:** Laminated Primaloft® insulation • Adjustable powder skirt • Die cut Velcro™ cuffs • Grangers care sample included • Hem drawcord • Micro seam allowances (1/16") • One chest pocket • Goggle pocket • One hand pull cords • Relaxed fit • Two hand pockets • WaterTight™ front and pocket zips

**CONSTRUCTION:** 400N 2 layer GORE-TEX® XCR™  
• 540N 2 layer GORE-TEX® XCR™ • 133 gr/sqm Primaloft®

	WEIGHT	SIZES
WOMEN'S	851 GRAMS/32 OZ (M)	XS, S, M, L
MEN'S	929 GRAMS/33 OZ (M)	S, M, L, XL
COLOURS	<div><div></div>CUMIN</div> <div><div></div>CYPRESS</div> <div><div></div>OCEAN</div>	




## DESCENT HARDSHELL CONSTRUCTION DETAILS


**CURVED ZIP:** Our objective of moving the zipper off to the side required a feat of geometric engineering. Plotting a new course for our WaterTight™ zip meant blending variable radius curves into a smooth sliding S-turn. By moving the slider sideways, our super soft collar stayed in place and functioned properly whether zipped up tight or hanging half-open.




**LAMINATED POWDERSKIRT:** Powderskirts have always presented an obstacle to breathability and bulkless construction, but by utilizing lamination techniques we eliminated the need for invasive seamwork and barrier taping. Bonding skirts and drawcord tunnels directly to the interior provided powder protection without altering membrane performance, adding unnecessary weight or restricting compressibility.



**OPTI™ RADIO POCKET:** Improving communication was our goal for introducing an instant access radio pocket. By using transparent material, the pocket let you check the channel at a glance and communicate your intentions without delay. Component lamination prevented layers of bulk from building up and the bicep location allowed one-handed manipulation even while descending.



**SPEEDHOOD™:** Instead of cinching down bulky excess with multiple cords, this hood changed shape with a single pull. A self-locking cordlock made the two cord system a snap to secure. Internally contained shockcording sealed the closure and exited only behind the head, so fabric no longer whipped around in the wind. Allowing unobstructed vision, this hooded design provided a new panoramic view.



**NON-QUILT CONSTRUCTION:** Constructing a puff jacket without quilting significantly expanded the potential of backcountry insulators. By laminating synthetic lofted insulation directly to the interior fabric we eliminated seam punctures, bulky tape and loft-limiting compression. This uniquely constructed fusion of synthetic Primaloft® and a waterproof shell upgraded all weather performance on the old patchwork of puffy styles.







## SOFTSHELLS

Softshells introduce a new level of versatility to alpine protection. Constructed of tough fabrics they stretch actively and breathe superbly. The stretch woven material sheds heat during exertion and repels moderate amounts of weather. Ideal for the widest range of mountain activity, they keep active cores dry and comfortable while skinning up steep, climbing tough routes or lapping up the powder.

Instead of similarly categorizing all softshells, ARC'TERYX takes a more nuanced approach. We tailor our styles to different applications, utilizing a diversity of fabric laminations, material choices and patterning combinations. Our garments incorporate barrier membranes and waterproof/breathable paneling to extend the comfort range of traditional technology. The net result is a selection of softshell solutions diverse enough to cover a variety of conditions, activities and body types.

To expand the versatility of softshells, we developed a broader range of solutions. Adding an interior barrier membrane makes our new wind stopping Sigma styles ideal for bitter alpine climates. An explosion of innovation is found in our Hybrid styles, which fuse waterproof certainty with stretch woven adaptability. As this new technology expands stretch woven potential, our extensive range is destined to supply the ideal classification of softshell for your individual addiction.




HYBRIDS

During backcountry ascents good breathability is truly paramount, but a moderate amount of weatherproofing is also required. Our hybrids fuse waterproof/breathable protection with stretch woven versatility. These unique derivatives maintain personal equilibrium during intense approaches, stop-and-go ascents and mild winter conditions.

In our Alpha, Sidewinder and Javelin Comp styles, the three-layer PTFE membrane technology seals out weather in critical areas and softshell fabric lets heat escape when core temps climb. Hoodless and roomier, the Javelin Comp maximizes the wicking attributes of Schoeller® Dryskin to provide all-around versatility. The Alpha and Sidewinder Comps employ stretch Schoeller® fabric for a close cut that layers easier and elevates wicking performance. In addition our Alpha SV suit uses warmer Power Shield™ fabric to provide lower body insulation for intense weather climbing.



Dry Cuffs™



Laminated Stretch Wovens



Zipper Garages™



Hybrid Technology



Laminated Construction










ALPHA COMP HOODY

DESIGN: This hooded hybrid covers the widest range of backcountry conditions. Waterproof PTFE paneling seals out moisture, vertical Schoeller® Dynamic areas breathe well and move liberally on the climb or in the skin track. Storm worthy hood fits a climbing helmet and tough sides protect against pack belt abrasion.

- FEATURES: Breathable, wind and water-resistant • Full front zip with interior windflap • Soft brushed lined collar
- Gusseted underarms
  - Helmet compatible storm hood
  - Laminated hem
  - Micro Velcro Cuffs
  - PTFE seam tape
  - Two chest pockets with laminated zips
  - Two hand pockets with laminated zips

CONSTRUCTION: Schoeller® Dynamic

- PTFE Waterproof Breathable Fabric

	WEIGHT		SIZES	
WOMEN'S	455 GRAMS/ 16 OZ (M)		XS, S, M, L	
MEN'S	485 GRAMS/ 17.1 OZ (M)		S, M, L, XL	
COLOURS	 AZUL	 BLACK	 SANGRIA	
WIND SPEED	⊖		⊕	
INSULATION	⊖		⊕	
PRECIPITATION	⊖		⊕	
EXERTION LEVEL	⊖		⊕	







### ALPHA COMP JACKET

**DESIGN:** A blend of waterproof shell technology and stretch woven breathability makes this jacket ideal for corn snow cruising or leashless climbing. Schoeller® Dynamic fabric sheds snow and allows heat to escape, while a PTFE membrane stops precipitation from wetting through the shoulder and arm areas.

**FEATURES:** Breathable, wind and water-resistant • Full front zip with interior windflap • Gusseted underarms • Soft brushed lined collar • Micro Velcro Cuffs • Laminated hem • Two chest pockets with laminated zips • Two hand pockets with laminated zips

**CONSTRUCTION:** Schoeller® Dynamic  
• PTFE Waterproof Breathable Fabric



	WEIGHT	SIZES
WOMEN'S	394 GRAMS/14 OZS (M)	XS, S, M, L
MEN'S	420 GRAMS/15 OZ (M)	S, M, L, XL
COLOURS	 AZUL  BLACK  SANGRIA  YAM	
WIND SPEED	⊖	⊕
INSULATION	⊖	⊕
PRECIPITATION	⊖	⊕
EXERTION LEVEL	⊖	⊕

### ALPHA SV SUIT

**DESIGN:** For dedicated alpinists this full suit delivers the highest level of performance. A waterproof/breathable hardshell upper shields against nasty weather and a softshell lower breathes and stretches liberally for maximum mobility. Tapered lower legs fit over plastic boots, Keprtec™ instep patches for snag free high stepping and removable foam kneepads for protection against rock and ice.

**FEATURES:** Adjustable cuff shock cord • Die cut Velcro™ cuffs • Keprtec™ instep patches • Laminated Dry Cuffs™ • Laminated fleece chin guard • Laminated stow hood • Lower leg tapers for alpine boots • Moulded Zipper Garages™ • One hand pull cords • One sleeve pocket with laminated zip • Removable molded EVA foam kneepads • Side zips are free of flaps, stop short of harness/hipbelt area • Two high volume chest pockets with laminated zips • Two laminated internal chest pockets • WaterTight™ pit, pocket and through-the-crotch zips

**CONSTRUCTION:** PTFE Waterproof Breathable Fabric  
• Polartec® Power Shield™ • Schoeller® Keprtec™

	WEIGHT	SIZES
WOMEN'S	1205 GRAMS/43 OZ (M)	XS, S, M, L
MEN'S	1262 GRAMS/45 OZ (M)	S, M, L, XL
COLOURS	 SANGRIA  YAM	
WIND SPEED	⊖	⊕
INSULATION	⊖	⊕
PRECIPITATION	⊖	⊕
EXERTION LEVEL	⊖	⊕



SIDEWINDER COMP JACKET

DESIGN: When tracking up the backcountry this Sidewinder hybrid provides the ideal blend of protection and breathability. Schoeller® Dynamic Extreme cools the core, sheds snow and increases mobility. Shelled PTFE paneling repels precip, a bomber hood shelters against stormy weather and a trim fit upgrades moisture transport properties. Tough technicality for aggressive days in the backcountry.

- FEATURES: Hem drawcord • Laminated drop hood • Micro die cut cuffs
- Soft brushed lined collar
  - WaterTight™ sidewinder front zip
  - Two hand pockets

CONSTRUCTION: PTFE Waterproof Breathable Fabric

- Schoeller® Dynamic Extreme

	WEIGHT	SIZES
WOMEN’S	576 GRAMS/20 OZ (M)	XS, S, M, L
MEN’S	590 GRAMS/21 OZ (M)	S, M, L, XL
COLOURS	<div><div></div>BLUEBIRD</div> <div><div></div>PINE</div> <div><div></div>STATUE</div>	
WIND SPEED	⊖ <div></div> ⊕	
INSULATION	⊖ <div></div> ⊕	
PRECIPITATION	⊖ <div></div> ⊕	
EXERTION LEVEL	⊖ <div></div> ⊕	



JAVELIN COMP JACKET

DESIGN: This hybrid boasts a perfect blend of breathability and weather protection for encounters with mixed weather. Schoeller® Dryskin panels wick sweat, shed precip and cut the wind without sealing in body heat. Fuzzy brushed interior adds cozy warmth, supple Soft Tech paneling seals out wet snow and a loose layer-able silhouette provides freedom from the first run to the last slushy turn.

- FEATURES:Hem drawcord • Micro die cut cuffs • One hidden chest pocket
- Soft brushed lined collar
  - WaterTight™ front zip
  - Two hand pockets

CONSTRUCTION: PTFE Waterproof Breathable Fabric

- Schoeller® Dryskin

	WEIGHT	SIZES
WOMEN’S	483 GRAMS/17 OZ (M)	XS, S, M, L
MEN’S	573 GRAMS/20 OZ (M)	S, M, L, XL
COLOURS	<div><div></div>CHERRY</div> <div><div></div>DARK CITRUS</div> <div><div></div>GARGOYLE</div>	
WIND SPEED	⊖ <div></div> ⊕	
INSULATION	⊖ <div></div> ⊕	
PRECIPITATION	⊖ <div></div> ⊕	
EXERTION LEVEL	⊖ <div></div> ⊕	



## SOFTSHELL CONSTRUCTION DETAILS


**DRY CUFFS™:** Keeping out all the elements required a weatherproof wrist closure. We upgraded the standard Velcro pull-tab with die cut componentry that was more efficient and functioned more effectively. Our lamination technique not only eliminated threads that sucked up water, but also provided a repeatedly precise closure. The cumulative effect was less long term abrasion, increased component strength and a tighter waterproof seal.




**LAMINATED STRETCH WOVENS:** While softshell fabrics had been used before, we worked with Malden to pioneer technology that laminated complimentary woven fabrics together. Our first fusion brought together the exceptional weather resistance of a stretch woven exterior with a soft wicking interior. This new revolutionary fabric offered a versatile combination of breathability, durability and mobility, which radically revised layering theory.



**ZIPPER GARAGES™:** Creating a weatherproof home for our zippers was more than a simple detail. To prevent the slider from breaching this new zipper's WaterTight™ security, we handcrafted a sheltered resting place. We found a material that could withstand intense temperatures and sculpted the perfectly shaped barrier to leakage. With this subtle seal, our zippers now ensured a secure WaterTight™ shell.



**HYBRID TECHNOLOGY:** For dedicated ice climbers who recognized the benefits of stretch woven technology, but still required hardshell security, we brought together the best of both worlds. Our first hybrid married a waterproof/breathable upper for protection with a soft shell lower for unsurpassed mobility. The two tiered suit offered a perfect blend of performance for alpinists geared specifically toward ascending.



**LAMINATED CONSTRUCTION:** Seam punctures have always been a sticking point for us, so by laminating components we significantly streamlined our construction process. With pit zips, pockets and hems glued, rather than stitched, we reduced bulk and notched up durability. Our tightly bonded shells, weighed less, lasted longer and had fewer holes than the excessively needled competition.







## GORE® WINDSTOPPER®

When faced with a bitter wind or slower paced winter activity, a barrier membrane warms up traditional softshell technology. These windblocking STRETCH WINDSTOPPER® softshells survive the stop-and-go demands of frigid winter action.

Built with a bonded two-layer laminate of weather repellent ripstop polyester and a WINDSTOPPER® membrane, our Sigma SV, LT and SL jackets seal out bitter conditions. The Sigma SV presents a tougher exterior with the addition of Trango STRETCH WINDSTOPPER® to the shoulders, while the Sigma SL incorporates Schoeller® Dynamic panels for enhanced breathability. The Sigma AR and LT retain heat with Polartec® fabrics without compromising windproof function.










### SIGMA SV JACKET

**DESIGN:** This windstopping softshell is ideal for frigid climates where dry, bitter conditions persist. Constructed of two tough types of WINDSTOPPER®, it withstands alpine abuse and exhibits exceptional weatherproof characteristics. Pit zips keep you cool when pushing the pace and a helmet compatible hood ensures warmth during stop and go climbs.

**FEATURES:** Full front zip with interior windflap • Pit zips  
• Helmet compatible storm hood • Laminated hem  
• Micro Velcro Cuffs • Moulded Zipper Garages™  
• One internal chest pocket • Two hand pockets

**CONSTRUCTION:** Eiger STRETCH WINDSTOPPER®  
• Trango STRETCH WINDSTOPPER®

	WEIGHT		SIZES	
MEN'S	670 GRAMS/ 23.6 OZ (M)		S, M, L, XL	
COLOURS	 BLACK	 SALSA	 SEAGULL	
WIND SPEED	⊖			⊕
INSULATION	⊖			⊕
PRECIPITATION	⊖			⊕
EXERTION LEVEL	⊖			⊕










## SIGMA AR JACKET

**DESIGN:** This WINDSTOPPER® jacket cuts the chill with both fuzzy warmth and softshelled weatherproofing. Stretch arms and shoulders maintain mobility, barrier membrane breaks the breeze and pile body preserves heat. Pit zips vent the microclimate whether shoveling out the rig or tromping to the lodge.

**FEATURES:** Full front zip with interior windflap • Hem drawcord • Moulded Zipper Garages™ • One internal chest pocket • Pit zips • Soft brushed lined collar • Two hand pockets

**CONSTRUCTION:** AR STRETCH WINDSTOPPER®  
• Trango STRETCH WINDSTOPPER®

	WEIGHT	SIZES
WOMEN'S	545 GRAMS/19.2 OZ (M)	XS, S, M, L
MEN'S	625 GRAMS/22 OZ (M)	S, M, L, XL
COLOURS	 BLACK  BLUEBIRD  SANGRIA	
WIND SPEED	⊖  ⊕	⊕
INSULATION	⊖  ⊕	⊕
PRECIPITATION	⊖  ⊕	⊕
EXERTION LEVEL	⊖  ⊕	⊕








## SIGMA LT JACKET

**DESIGN:** An ideal fabric fusion for fast forward activities. WINDSTOPPER® front seals out cold air and a breathable Wind Pro® fleece back provides a venting effect. A trim fit facilitates easy layering and a laminated hem drawcord keeps deep snow from sneaking inside. A great mid or outer layer for nordic, trekking or alpine applications.

**FEATURES:** Full front zip with interior windflap • Gusseted underarms • Laminated hem • Moulded Zipper Garages™ • Soft brushed lined collar • Two hand pockets

**CONSTRUCTION:** Eiger STRETCH WINDSTOPPER® • Polartec® Wind Pro®



	WEIGHT	SIZES
WOMEN'S	411 GRAMS/14.5 OZ (M)	XS, S, M, L
MEN'S	480 GRAMS/17 OZ (M)	S, M, L, XL
COLOURS	 CADET  SALSA  SEAGULL	
WIND SPEED	⊖  ⊕	⊕
INSULATION	⊖  ⊕	⊕
PRECIPITATION	⊖  ⊕	⊕
EXERTION LEVEL	⊖  ⊕	⊕








## SIGMA SL JACKET

**DESIGN:** This breathable and blocking softshell excels at winter aerobic activity. STRETCH WINDSTOPPER® fights off chilly morning air, while shedding moderate levels of precip. Schoeller® side panels vent heat and the soft next-to-skin interior delivers aerobic wicking performance. Trim, stretchy fit is great for skating, running and biking and superb for multi-pitch summer climbing, mixed-climbing and ski touring.

**FEATURES:** Full front zip with interior windflap • Gusseted underarms • Laminated hem • Micro Velcro cuffs • Laminated sleeve pocket • Chest pocket • Soft brushed lined collar

**CONSTRUCTION:** Eiger Lite STRETCH WINDSTOPPER® • Schoeller® Dynamic



	WEIGHT	SIZES
WOMEN'S	317 GRAMS/11.2 OZ (M)	XS, S, M, L
MEN'S	332 GRAMS/11.7 OZ (M)	S, M, L, XL
COLOURS	 BLACK  LAPIS  PUMPKIN	
WIND SPEED	⊖  ⊕	⊕
INSULATION	⊖  ⊕	⊕
PRECIPITATION	⊖  ⊕	⊕
EXERTION LEVEL	⊖  ⊕	⊕



## POWER SHIELD®

Adding a fuzzy interior laminate drastically expands the comfort range of breathable and water resistant stretch wovens. Fusing a fleece backing to a tough face fabric adds warmth and increases versatility. An ideal textile that sheds the elements, regulates the core and allows far reaching movement.

Constructed from four-way stretch and fleece backed Power Shield™, our Gamma and Easyrider styles supply extra softshell warmth without limiting stretch woven functionality. Engineered for maximum mobility, our award winning Gamma MX styles utilize a lightweight version of Power Shield™ to conform to higher levels of rugged alpine activity. Traditional weight Power Shield™ delivers maximum weather shedding and all-activity versatility to our award winning Gamma SVs.




## GAMMA SALOPETTE

**DESIGN:** The Salopette is ideal for mixed and ice climbing. Laminated Power Shield™ softshell fabric retains a high degree of heat, sheds moisture, cuts wind and breathes well. Keprotect™ in-step patches protect against wear, removable kneepads insulate and stretch woven fabric won't shred when abused.

**FEATURES:** Adjustable cuff shock cord • Breathable, wind and water resistant • Four way polyester stretch upper • Internal knee pad pockets • Keprotect™ instep patches • Removable molded EVA foam kneepads • Stretch woven lower • Two chest pockets with laminated zips • WaterTight™ side and through-the-crotch zips

**CONSTRUCTION:** Polartec® Power Shield™  
• Rentex™ Lofted Lycra • Schoeller® Keprotect™

	WEIGHT	SIZES
WOMEN'S	675 GRAMS/24 OZ (M)	XS, S, M, L
MEN'S	760 GRAMS/27 OZ (M)	S, M, L, XL
COLOURS	 BLACK	
WIND SPEED	⊖	⊕
INSULATION	⊖	⊕
PRECIPITATION	⊖	⊕
EXERTION LEVEL	⊖	⊕





GAMMA SV JACKET  
GAMMA SV VEST

DESIGN: Strong styles that spurred the softshell revolution deliver a legendary level of versatility. DWR treated Power Shield™ sheds harsh elements, breathes well and stretches during any alpine activity. Tough face fabric stands up to rock and ice and a trim engineered cut slides easily under a hardshell when faced with threatening weather.

- FEATURES: Breathable, wind and water-resistant • Full front zip with interior wind flap • Hem drawcord • Moulded Zipper Garages™ • One internal pocket (jacket) • Two hand pockets

CONSTRUCTION: Polartec® Power Shield™

JACKET	WEIGHT	SIZES
WOMEN'S	575 GRAMS/20 OZ (M)	XS, S, M, L
MEN'S	660 GRAMS/23 OZ (M)	S, M, L, XL, XXL (XXL BLACK ONLY)
COLOURS:	<div><div></div>BLACK<div></div>GARNET<div></div>ECLIPSE (MEN'S)<div></div>GLACIER (WOMEN'S)</div>	
WIND SPEED	⊖ <div></div> ⊕	
INSULATION	⊖ <div></div> ⊕	
PRECIPITATION	⊖ <div></div> ⊕	
EXERTION LEVEL	⊖ <div></div> ⊕	

VEST	WEIGHT	SIZES
WOMEN'S	320 GRAMS/11 OZ (M)	XS, S, M, L
MEN'S	370 GRAMS/13 OZ (M)	S, M, L, XL
COLOURS	<div><div></div>BLACK</div>	
WIND SPEED	⊖ <div></div> ⊕	
INSULATION	⊖ <div></div> ⊕	
PRECIPITATION	⊖ <div></div> ⊕	
EXERTION LEVEL	⊖ <div></div> ⊕	










GAMMA MX JACKET

DESIGN: Designed for mixed climbing, this Gamma easily adapts to any alpine application. Lightweight Power Shield™ maximizes breathability, enhances mobility and sheds snow. Tough construction survives rocky climbs, exceptional patterning conforms to multi-dimensional movement and the underarm gussets eliminate garment lift. Winner of the Outdoor Industry’s coveted Apex Award.

FEATURES: Breathable, wind and water-resistant • Full front zip with interior wind flap • Gusseted underarms • Laminated hem • Moulded Zipper Garages™ • One laminated sleeve pocket • Soft brushed lined collar • Two hand pockets • Two chest pockets with laminated zips

CONSTRUCTION: Polartec® Power Shield™ lightweight  
• Schoeller® Dynamic

	WEIGHT		SIZES	
WOMEN’S	465 GRAMS/16 OZ (M)		XS, S, M, L	
MEN’S	515 GRAMS/18 OUNCES (M)		S, M, L, XL	
COLOURS	 BLACK	 FOG	 SANGRIA	
WIND SPEED	⊖		⊕	
INSULATION	⊖		⊕	
PRECIPITATION	⊖		⊕	
EXERTION LEVEL	⊖		⊕	



GAMMA MX PANT

DESIGN: This Lightweight Power Shield™ pant is the guide’s choice. Shedding weather, breathing well and moving liberally, this design takes easily to varied climbs or demanding backcountry tours. Schoeller® instep patches resist metallic abuse, quick snap waist secures simply and high volume thigh pockets hold plenty. Another in our long list of Apex Award winners.

- FEATURES: Breathable, wind and water-resistant • Front fly and waist belt
- Gusseted crotch • Schoeller® instep patches • Snap waist closure
  - Two hand pockets (men’s) • Two high volume thigh pockets
  - Adjustable cuff shock cord • Two way fly zipper (men’s)

CONSTRUCTION: Polartec® Power Shield™ lightweight

	WEIGHT	SIZES
WOMEN’S	369 GRAMS/13 OZ (M)	XS, S, M, L
MEN’S	520 GRAMS/18 OZ (M)	XS, S, M, L, XL (REG, TALL)
COLOURS	<div><div></div>BLACK<div></div>CINDER</div>	
WIND SPEED	⊖	⊕
INSULATION	⊖	⊕
PRECIPITATION	⊖	⊕
EXERTION LEVEL	⊖	⊕




GAMMA MX HOODY

DESIGN: Adding a hood makes this hardy softshell well equipped to survive mixed weather. Lightweight Power Shield™ stretches with every movement, repels threatening elements and breathes well when temperatures climb. Laminated hood shelters while belaying your partner or waiting for a break in the storm.

FEATURES: Breathable, wind and water-resistant • Full front zip with interior wind flap • Gusseted underarms • Laminated hem • Moulded Zipper Garages™ • One laminated sleeve pocket • Soft brushed lined collar • Storm hood • Two chest pockets with laminated zips • Two hand pockets

CONSTRUCTION: Polartec® Power Shield™ lightweight  
• Schoeller® Dynamic

	WEIGHT	SIZES
WOMEN'S	520 GRAMS/18 OZ (M)	XS, S, M, L
MEN'S	575 GRAMS/20 OZ (M)	S, M, L, XL
COLOURS	<div><div></div>BLACK</div> <div><div></div>FOG</div> <div><div></div>SANGRIA</div>	
WIND SPEED	⊖	⊕
INSULATION	⊖	⊕
PRECIPITATION	⊖	⊕
EXERTION LEVEL	⊖	⊕








### EASYRIDER JACKET

**DESIGN:** Our most insulated softshell fends off the high mountain chill when refueling on a windy ridge. Shaggy high loft fleece warms the core with signature plushness, while the breathable stretch woven face cuts the breeze on windy ridges. Cut casually for over-layering, yet warm enough to provide a mid-layer foundation.

**FEATURES:** Full front zip with interior wind flap • Laminated hem  
• Laminated quick dry chin guard • Micro Velcro cuffs • One laminated chest pocket (men's) • One laminated sleeve pocket (women's)  
• Two hand pockets with laminated zips

**CONSTRUCTION:** Polartec® Power Shield™ high loft

	WEIGHT	SIZES
WOMEN'S	494 GRAMS/17 OZ (M)	XS, S, M, L
MEN'S	562 GRAMS/20 OZ (M)	S, M, L, XL
COLOURS	 BLACK  BLUESTONE  LIMESTONE	
WIND SPEED	⊖	⊕
INSULATION	⊖	⊕
PRECIPITATION	⊖	⊕
EXERTION LEVEL	⊖	⊕






### GAMMA AR JACKET

**DESIGN:** A trim fitting jacket that fuses fleecy warmth and softshell weather shedding technology. The combination of Wind Pro® and Power Shield™ breaths well and layers easily under storm shells. Tailored for a wide spectrum of alpine activities.

**FEATURES:** Full front zip with interior wind flap • Gusseted underarm  
• Laminated hem • Moulded Zipper Garages™ • Soft brushed lined collar  
• Two hand pockets

**CONSTRUCTION:** Polartec® Power Shield™ lightweight

• Polartec® Wind Pro®

	WEIGHT	SIZES
WOMEN'S	429 GRAMS/15.1 OZ (M)	XS, S, M, L
MEN'S	500 GRAMS/17.6 OZ (M)	S, M, L, XL
COLOURS	 BLACK  FOG  SANGRIA	
WIND SPEED	⊖	⊕
INSULATION	⊖	⊕
PRECIPITATION	⊖	⊕
EXERTION LEVEL	⊖	⊕



## STRETCH WOVENS

Faster paced backcountry movement demands the right compromise between weather protection and breathability. To achieve this balance, Schoeller® and Durastretch® fabrics utilize a tightly woven weatherproof exterior that maintains exceptional breathability. Made with these versatile stretch wovens, our high output softshells crave supercharged ascents, marathon traverses and fast moving tours.

Highly air permeable Schoeller® Dryskin and Dynamic Extreme fabrics prevent overheating in our Stinger Jacket. Shedding weather and utilizing Coolmax® yarns to regulate personal microclimates, our Stinger Jacket is ideal for more intense backcountry exploits. Warmer season applications benefit from lighter weatherproofing in the Tweave® construction of our Gamma LT Pant.







## STINGER JACKET

**DESIGN:** A casually cool softshell for hiking spring kickers or carving up the glacier. Schoeller® Dryskin withstands abuse and wicks sweat when attacking the bootpack. A soft brushed interior layers well over wicking tees, interwoven stretch increases mobility and the design looks sleek on the way back to the truck.

**FEATURES:** Excellent mobility, moisture transfer and weather protection • Hem drawcord • Micro die cut cuffs • One hidden chest pocket • Soft brushed lined collar • Two hand pockets • WaterTight™ front zip

**CONSTRUCTION:** Schoeller® Dryskin

	WEIGHT	SIZES
WOMEN'S	612 GRAMS/22 OZ (M)	XS, S, M, L
MEN'S	640 GRAMS/23 OZ (M)	S, M, L, XL
COLOURS	 POWDER	 BLUESMOKE (WOMEN'S)
	 SIENNA (MEN'S)	 DARK TAUPE (MEN'S)
WIND SPEED	⊖	⊕
INSULATION	⊖	⊕
PRECIPITATION	⊖	⊕
EXERTION LEVEL	⊖	⊕













### GAMMA LT JACKET

**DESIGN:** Our lightweight softshell adapts to milder climates or end-of-season activity. Schoeller® Dynamic breathes during exertion and supplies substantial weather resistance. Reflective logos keep you visible during the waning hours of twilight.

**FEATURES:** Full front zip • Hem drawcord • Micro Velcro cuffs • One laminated chest pocket with laminated zip • Soft brushed lined collar • Two hand pockets with laminated zips

**CONSTRUCTION:** Schoeller ® Dynamic

	WEIGHT	SIZES
WOMEN'S	324 GRAMS/11.4 OZ (M)	XS, S, M, L
MEN'S	365.5 GRAMS/12.6 OZ (M)	S, M, L, XL
COLOURS	 SANGRIA	 BLACK
	 MIDNIGHT (MEN'S)	 STEEL BLUE (WOMEN'S)
WIND SPEED	⊖  ⊕	
INSULATION	⊖  ⊕	
PRECIPITATION	⊖  ⊕	
EXERTION LEVEL	⊖  ⊕	










### GAMMA LT PANT

**DESIGN:** A thinner softshell pant for long traverses or summer mountaineering. Bomber fabric survives the tougher aspects of trail life, sheds moisture and blocks wind. Exceptional versatility makes this pant perfect for almost any three-season mountain activity.

**FEATURES:** Gusseted crotch • Laminated lower hem • Laminated seamless front fly with nylon cinch belt • One rear security pocket • One cargo pocket with laminated zip (men's) • Soft chamois lined waist • Super tough nylon stretch woven fabric • Two vertical front pockets with laminated zips (men's) • Two thigh pockets with laminated zips (women's)

**CONSTRUCTION:** Tweave® Durastretch®

	WEIGHT	SIZES
WOMEN'S	382 GRAMS/13.5 OZ (M)	XS, S, M, L, XL (REG, TALL)
MEN'S	450 GRAMS/15.8 OZ (M)	S, M, L, XL (REG, TALL)
COLOURS	 BLACK	 CLAY
	 SAND DOLLAR	
WIND SPEED	⊖  ⊕	
INSULATION	⊖  ⊕	
PRECIPITATION	⊖  ⊕	
EXERTION LEVEL	⊖  ⊕	





## GLOVES

Keeping digits in working order is paramount to mountain happiness. Good gloves warm, protect and allow unimpeded dexterity. Whether grasping tools on the ascent or sticking a frontside grab on the way down, the right handwear makes the difference between frosty fumbling fingers and efficient backcountry functioning.

To compliment our technical apparel we designed a new family of backcountry gloves. Focusing first on approach and ascent applications, we utilize versatile softshell textiles to provide the widest range of comfort for aggressive activity. Adapting stretch woven textiles to handwear generates unparalleled dexterity and comfort for mixed climbs and backcountry approaches.

Versatility permeates our glove styles. Power Shield™ construction endows the Gamma SV with breathability and mobility for almost any backcountry day. The Hardface utilizes a tightly woven fleece to limit wind penetration without sacrificing essential backcountry breathability. Supple Lezanova® leather delivers waterproof/breathability and unsurpassed survivability into our five star Stinger touring glove. Designed for any approach, ascent or aerobic activity, our new gloves slip simple technicality into the alpine.




GAMMA SV GLOVE

DESIGN: The versatility of stretch woven technology and the durability of waterproof/breathable Lezanova® leather. High loft Power Shield™ fingers add extra warmth and short length slides easily under cuffs. Breathable and stretchable handwear for alpine and mixed climbing.

FEATURES: Anatomical design and fit • Elasticized wrist  
• Polartec® Powershield™ in back of hand/cuff areas, with high loft Powershield™ in fingers • Short-length cuff with pull tab  
• Reinforced palm with leather thumb and fingers

CONSTRUCTION: Shell: Polartec® Power Shield™ lightweight  
• Reinforcement: Lezanova® leather

UNISEX SIZES	S, M, L, XL
WEIGHT	112 GRAMS/3.9 OZ (M PAIR)
COLOUR	 BLACK




HARDFACE GLOVE

DESIGN: Delivering exceptional Polartec® Powershield™ breathability and proven Polartec™ Wind Pro® windblocking. Waterproof/breathable Lezanova® leather palm grips securely and resists ski pole wear. A softshell glove suitable for stand-alone approaches or liner applications.

FEATURES: Anatomical design and fit • Elasticized wrist  
• Lezanova® Leather palm • Short-length cuff with pull tab  
• Polartec® Power Shield™ in back of hand/cuff areas

CONSTRUCTION: Shell: Polartec® Wind Pro®  
• Reinforcement: Lezanova® leather

UNISEX SIZES	XS, S, M, L, XL
WEIGHT	82 GRAMS/2.9 OZ (M PAIR)
COLOUR	 BLACK




STINGER GLOVE

DESIGN: Versatility crafted from supple weatherproof Lezanova® leather and breathable Polartec® Powershield™ softshell fabric. Ideal temperature regulation and supreme dexterity for the approach, the transition or the descent.

FEATURES: Anatomical design and fit • Elasticized wrist • Full finger leather construction • Polartec® Powershield™ in the back of the hand and cuff area • Quick drying polyester fleece lining is soft • Reinforced leather palm • Short-length cuff with expansion gusset and velcro tab adjustment

CONSTRUCTION: Shell: Polartec® Powershield™  
• Reinforcement: Lezanova® leather • Lining: 100% polyester lining

UNISEX SIZES	S, M, L, XL
WEIGHT	140 GRAMS/4.9 OZ (M PAIR)
COLOUR	 BLACK





DELTA GLOVE

DESIGN: Highly efficient insulation constructed with double face pill resistant pile. Short length cuff slides under easily and an attached pull-tab simplifies suiting up for a cold morning. Warm and comfy glove for component layering or daily urban use.

FEATURES: Anatomical design and fit • Short-length cuff with pull tab • Elasticized wrist

CONSTRUCTION: 100% Polyester double-face pile

UNISEX SIZES	XS, S, M, L, XL
WEIGHT	66 GRAMS/2.3 OUNCES (M PAIR)
COLOURS	 CINDER  SANGRIA





GOTHIC GLOVE

DESIGN: Natural base layer warmth with lightweight aerobic or wicking liner applications. Form fitting shape improves dexterity and interwoven stretch retains natural anatomical shaping. Stretch Merino Wool provides warmth.

FEATURES: Form fitting • Short-length cuff

CONSTRUCTION: Mountain Merino Stretch Wool

UNISEX SIZES	XS, S, M, L, XL
WEIGHT	36 GRAMS/1.2 OZ (M PAIR)
COLOURS	 BLACK  CHILI





## INSULATION

Technical layering simply won't work without the right amount of wicking and warmth. A solid natural or synthetic foundation layer works to lift moisture outward, keeping skin warm and dry. Technical mid-layers trap heat, dry quickly and keep body temperatures balanced. Together these critical building blocks form an effective two-tiered system that maintains comfort for almost any cold weather activity.

At ARC'TERYX, we've taken a systematic approach to technical layering. We customize the thickness of each under layer, delivering the exact amount of warmth required for each specific application. Our thermal layers are constructed with less bulk and are detailed for fast moving functionality. Our base layers efficiently wick moisture and attack problems of odor accumulation, using textiles that significantly reduce stench on any duration expedition.


Rather than recycle the same old fuzz, our pile styles are shaped from new fabrics that benefit from technical texture innovations. To reduce bulk and save weight, we now use lamination to construct our Apache and Maverick styles. For base layering we utilize an advanced silver treated synthetic fabric in our Rho LT styles and fine filament, itchless Merino Mountain Wool in our Rho LTW pieces. These two superb textiles do not retain odor and are the perfect thickness for moisture management. Like all our products, our insulation layers strike the right balance for the backcountry.




## PEAK LAYER

Essential to the performance of any cold weather layering system is choosing fuzz that conserves the maximum amount of heat. To attain thermal efficiency, we use high loft synthetic fabrics and detail our designs with streamlined features that allow for easy layering. Our designs are specifically tailored to deliver toasty warmth under adverse conditions.

Our Delta and Maverick jackets are made from lofty Polartec® textiles, which retain maximum body heat and won't interfere with wicking performance. Laminated hems shave bulk from construction and provide trim detailing. The Delta AR and Maverick SV add Schoeller® shoulder panels for increased elemental resistance and heightened durability.



*Fuzz Lamination Construction*



*Silver Ion Treatment*



*New Zealand Mountain Merino Wool*



*Polartec® Fabrics*



*Laminated Stretch Woven Reinforcements*







### MAVERICK AR JACKET

**DESIGN:** A warm layer constructed from a plush hollow core pile. The textured Polartec® Nailhead face won't pill, the streamlined design exudes simplicity and a trim fit layers up nicely for outdoor activities.

**FEATURES:** Full front zip with interior windflap • Gusseted underarms • Laminated hem • Drawcord tunnel • Laminated sleeve pocket with laminated zip • Two hand pockets with laminated zips and pocket facings

**CONSTRUCTION:** Polartec® Thermal Pro® nailhead

	WEIGHT	SIZES
WOMEN'S	462 GRAMS/16.3 OZ (M)	XS, S, M, L
MEN'S:	530 GRAMS/18.7 OZ (M)	S, M, L, XL
COLOURS	 DUSK  GUNMETAL  REDWOOD  ZINC	



### MAVERICK SV JACKET

**DESIGN:** A hearty fleece layer for cold weather layering. Constructed with Wind Pro® fleece and backed by high loft reverse shag, this style stays warm in cold and windy conditions. Schoeller® Dynamic shoulder and elbow reinforcement add weather protection, while gusseted underarms eliminate lift.

**FEATURES:** Full front zip with interior wind flap • Gusseted underarms • Laminated hem • Drawcord tunnel • Laminated internal chest pocket • One laminated sleeve pocket with laminated zip • Reinforced shoulder and elbows • Two hand pockets with laminated zips and pocket facings

**CONSTRUCTION:** Polartec® Wind Pro® reverse shag  
• Schoeller® Dynamic

	WEIGHT	SIZES
WOMEN'S	663 GRAMS/23.4 OZ (M)	XS, S, M, L
MEN'S	760 GRAMS / 26.8 OZ (M)	S, M, L, XL
COLOURS	<div><div></div>DENIM</div> <div><div></div>JAVA</div> <div><div></div>REDWOOD</div> <div><div></div>ZINC</div>	



### DELTA SV JACKET

**DESIGN:** Thick and shaggy high loft fleece for cushy mid-layer warmth. Thermal Pro® super loft provides exceptional breathability and highly efficient heat retention. Gusseted underarms minimize body lift and a full front zipper flap blocks the wind.

**FEATURES:** Full front zip with interior wind flap • Gusseted underarms • Drawcord tunnel • Two hand pockets with laminated zips • One external chest pocket with laminated zip • Laminated hem

**CONSTRUCTION:** Polartec® Thermal Pro® super loft

	WEIGHT	SIZES
WOMEN'S	436 GRAMS/15.4 OZ (M)	XS, S, M, L
MEN'S	485 GRAMS/17.1 OZ (M)	S, M, L, XL
COLOURS	<div><div></div>BLACK</div> <div><div></div>ECLIPSE</div> <div><div></div>MINERAL</div>	



### DELTA AR JACKET

**DESIGN:** Lightweight and compressible, this all-mountain fleece warms the core on backcountry tours, ascents or traverses. Schoeller® Dynamic shoulders shed weather and provide durability. High warmth-to-weight fleece is ideal for minimalist travel and a bulkless featherweight design is perfect for layering.

**FEATURES:** Full front zip • One internal chest pocket • Gusseted underarms • Laminated hem • Drawcord tunnel • Two hand pockets with laminated zips

**CONSTRUCTION:** Polartec® Thermal Pro® lightweight • Schoeller® Dynamic

	WEIGHT	SIZES
WOMEN'S	422 GRAMS/14.9 OZ (M)	XS, S, M, L
MEN'S	454 GRAMS/16 OZ (M)	S, M, L, XL
COLOURS	<div><div></div>BLUE CORN</div> <div><div></div>JALAPENO</div> <div><div></div>SANGRIA</div> <div><div></div>VODKA</div>	





## MID LAYER

We developed a full compliment of functional fleece for mid layer insulation. These sleek styles are founded on fabrics that are compressible and deliver high warmth-to-weight ratios. They add a perfect amount of warmth for aggressive alpinism, backcountry touring or deep powder skiing.

Utilizing a lightweight and uniquely textured high-void grid, our Delta pullovers efficiently conserve warmth. Quick drying synthetic fabrics on our Apaches work well in any situation and laminated elbow patches resist wear. Each style is precisely designed with signature ARC'TERYX originality.






### DELTA AR ZIP

**DESIGN:** A versatile fleece piece for an efficient layering system. Lofty high void grid fleece traps heat and packs down small as an extra layer. Deep cut zip provides venting, trim fit enhances wicking performance and a longer cut keeps snow and rain from sneaking inside.

**FEATURES:** Great warmth to weight ratio • Half zip neck  
• Trim fit for optimal layering

**CONSTRUCTION:** Polartec® Thermal Pro® high void grid loft

	WEIGHT	SIZES
MEN'S	330 GRAMS/11.6 OZ (M)	S, M, L, XL
COLOURS	 LUNAR  SHALE  SIENNA	









### DELTA LT ZIP

**DESIGN:** A unique fabrication of textured fleecy warmth. Pullover style provides mid-layer warmth or forms an ideal base layer foundation under softshells. Gusseted underarms prevent the garment from riding up while extending your reach.

**FEATURES:** Great warmth to weight ratio • Gusseted underarms • Zip neck

**CONSTRUCTION:** Polartec® Thermal Pro® high void grid







	WEIGHT		SIZES	
WOMEN'S	214 GRAMS/8 OZ (M)		XS, S, M, L	
MEN'S	244 GRAMS/9 OZ (M)		S, M, L, XL	
COLOURS	 BLACK	 BRONZE	 PEACOCK	
	 VODKA	 JUNIPER (MEN'S)	 INDIGO (WOMEN'S)	

### DELTA LT JERSEY

**DESIGN:** A stylish fleece sweatshirt that warms the core with lightweight, textured Thermal Pro® fleece. Simple pullover style and great thermal efficiency make it an easy choice when suiting up for big powder days or undertaking ambitious spring tours.

**FEATURES:** Great warmth to weight ratio • Gusseted underarms • Pullover style

**CONSTRUCTION:** Polartec® Thermal Pro® high void grid

	WEIGHT	SIZES	
WOMEN'S	210 GRAMS/7 OZ (M)	XS, S, M, L	
MEN'S	241 GRAMS/9 OZ (M)	S, M, L, XL	
COLOURS	 BLACK	 BRONZE	 PEACOCK
	 VODKA	 JUNIPER (MEN'S)	 INDIGO (WOMEN'S)








### APACHE AR ZIP

**DESIGN:** Designed for both the backcountry and the base lodge, this half-zip warms with elevated style. Thermal Pro® tweed manages moisture, dries quickly and compresses efficiently when packed. Laminated elbow patches resist wear.

**FEATURES:** Great warmth to weight ratio • Gusseted underarms • Half zip • Laminated elbow patches • One laminated sleeve pocket with laminated zip (women's) • One laminated chest pocket with laminated zip (men's)

**CONSTRUCTION:** Polartec® Thermal Pro® tweed





	WEIGHT	SIZES
WOMEN'S	333 GRAMS/11.7 OZ (M)	XS, S, M, L
MEN'S	392 GRAMS/13.8 OZ (M)	S, M, L, XL
COLOURS	 DENIM  SANDSTONE  SANGRIA	

### APACHE LT ZIP

**DESIGN:** An adaptable style for base, mid or casual layering. Constructed from lightweight Power Dry® fabric for superb wicking performance. Elbow patches add long-term durability and quick dry fabrication effectively dissipates dampness.

**FEATURES:** Half zip • Laminated elbow patches • One laminated chest pocket with laminated zip (men's) • One laminated sleeve pocket with laminated zip (women's)

**CONSTRUCTION:** Polartec® Power Dry® lightweight

	WEIGHT	SIZES
WOMEN'S	376 GRAMS/13.3 OZ (M)	XS, S, M, L
MEN'S	442 GRAMS/15.6 OZS (M)	S, M, L, XL
COLOURS	 BLACK  PECAN  PELICAN  PEWTER	





## INSULATION CONSTRUCTION DETAILS

**FUZZ LAMINATION CONSTRUCTION:** Applying lamination technology to fuzzy fleece demanded fabrics that could withstand the extremes of heat and pressure. Working with Malden Mills we found a solution in thermally resilient hi-loft pile that bonded without compression. Fusing components together with lamination eliminated bulky hems, resulting in much cleaner silhouettes.



**SILVER ION TREATMENT:** Since the earliest polypro incarnation synthetics have effectively wicked moisture. Their propensity to absorb odor, however, has tested more than a few backcountry friendships. To resolve this pungent problem we adopted a Rentex™ fabric that made use of chemically infused Silver particles. When exposed to sweat the embedded ions activate to prevent odor retention. The result was synthetic wicking performance without the malodorous side effects.




**NEW ZEALAND MOUNTAIN MERINO WOOL:** The secret to maximizing the natural potential of wool was finding a high-quality source. Tapping into the best high mountain supply provided consistently fine fibers that resisted shrinkage and provided itchless comfort. This top-quality fibre exhibits maximum tensile strength and allows for a more precise fabric thickness. The result is an efficient moisture wicking foundation that won't pill and doesn't stink.



**POLARTEC® FABRICS:** As consumers warmed to fleece, the technical focus of this miracle fabric was soon diluted by oversupply and design stagnation. We worked with Malden Mills to discover innovative ways to weave efficiency and distinction back into layering styles. Our new fabrics inflated loft, resisted pilling, maximized warmth to weight ratios and provided a whole new texture.



**LAMINATED STRETCH WOVEN REINFORCEMENTS:** Due to its cozy comfort, fleece has morphed into much more than a mid-layer. But to withstand the demands placed on external layers the soft-sided fabric needed some added toughness. Our solution was to laminate strong stretch woven fabrics to high wear areas to enhance durability, limit compression and notch up elemental resistance. Armored with this reinforcement these new layered fabrications are ready for more strenuous usage.





## BASE LAYER

A performance first layer is essential to backcountry comfort, but technical fibers usually retain odor. To solve this problem we source fabrics that lift moisture rapidly, but refuse to smell. These synthetic and natural base layers provide a comfortable winter foundation.

Our mid and lightweight layers are constructed with fast-wicking fabrics. The Rho LT fabrics benefit from a silver additive that reacts with sweat to resist odor. The LTW uses the finest wool fibers available for natural wicking efficiency. The resulting base layer program provides both itchless and stinkless microclimate control even on long expeditions.






### RHO TOP



### RHO BOTTOM

DESIGN: Expedition weight insulation for cold weather sports or ample mid-layering for the more aerobically inclined. Power Stretch™ fleece wicks moisture and prevents constriction. Soft sided, comfortable next-to-skin feel.

- FEATURES: Collar zip • Great warmth to weight ratio
- Optional through the crotch zip- cinder only (bottom)
  - Tapered fit • Waist drawcord (bottom)

CONSTRUCTION: Polartec® Power Stretch™

TOP	WEIGHT	SIZES
WOMEN'S	155 GRAMS/5.4 OZ (M)	XS, S, M, L
MEN'S	165 GRAMS/5.8 OZ (M)	S, M, L, XL
COLOURS	 CINDER  SANGRIA  SMOKE	

BOTTOM	WEIGHT	SIZES
WOMEN'S:	186 GRAMS/6.6 OZ (M)	XS, S, M, L
MEN'S	200 GRAMS/7.1 OZ (M)	S, M, L, XL
COLOURS	 CINDER  SMOKE (WOMEN'S)	






## RHO LT ZIP




### RHO LT BOTTOM

**DESIGN:** An ideal trim-fitting technical foundation for maximized wicking performance. Lightweight fibers move moisture and a silver fabric treatment reacts with sweat to cut down on backcountry stench. A set of superb synthetics for staying warm and dry.

**FEATURES:** Collar zip (women's zip) • Form fitting • Great warmth to weight ratio • Gusseted underarms (zip) • One laminated chest pocket with laminated zip (men's zip) • One laminated sleeve pocket with laminated zip (women's zip) • One laminated thigh pocket with laminated zip (bottom) • Optional through the crotch zip (bottom) • Half zip- men's (zip)

**CONSTRUCTION:** Rentex™ powerflex

TOP	WEIGHT	SIZES
WOMEN'S	149 GRAMS/ 5.3 OZ (M)	XS, S, M, L
MEN'S	205 GRAMS/ 7.2 OZ (M)	S, M, L, XL
COLOURS	 BLACK	 INDIGO (WOMEN'S)
	 MERCURY	 TERRACOTTA

BOTTOM	WEIGHT	SIZES
WOMEN'S	164 GRAMS/ 5.8 OZ (M)	XS, S, M, L
MEN'S	166 GRAMS/ 5.9 OZ (M)	S, M, L, XL
COLOURS	 BLACK	 INDIGO (WOMEN'S)  MERCURY (MEN'S)




## RHO LTW ZIP




### RHO LTW BOTTOM

**DESIGN:** A natural base layer for prolonged backcountry use. Itchless stretch knit Merino Wool retains insulative properties when saturated and won't stink even on lengthy trips. Fine filament natural yarns supply a soft next-to-skin feel and blended lycra fibers hold athletic shaping for prolonged performance wicking.

**FEATURES:** Form fitting • Collar zip (women's zip) • Great warmth to weight ratio • Gusseted underarms (zip) • Half zip (men's zip) • One laminated chest pocket with laminated zip (men's zip) • One laminated sleeve pocket with laminated zip (women's zip) • One laminated thigh pocket with laminated zip (bottom) • Optional through the crotch zip (bottom)

**CONSTRUCTION:** Mountain Merino Stretch Wool

ZIP	WEIGHT	SIZES
WOMEN'S	212 GRAMS/ 7.5 OZ (M)	XS, S, M, L
MEN'S	291 GRAMS/ 10.3 OZ (M)	S, M, L, XL
COLOURS	 BLUESHADOW	 REDWOOD  SEAGULL

BOTTOM	WEIGHT	SIZES
WOMEN'S	233 GRAMS/ 8.2 OZ (M)	XS, S, M, L
MEN'S	236 GRAMS/ 8.3 OZ (M)	S, M, L, XL
COLOURS	 BLUESHADOW	 REDWOOD  SEAGULL







## TRAVERSE

Since an average day in the mountains can cover everything from micro-holds to microbrews, daily wear needs to be versatile and subtle. Styles need to perform technically, but wear comfortably. To survive these tough expectations, each piece needs to adapt to any activity packed into the active mountain routine.

Rather than simply tack our logo onto pre-made sportswear, our designers construct unique apparel to withstand the varied activities that define our mountain lifestyles. Counter to convention, our styles aren't stagnant and stuffy. They're tailored with beautiful and bomber materials like imported wools, soft fleecy fusions and cool stretch wovens. Able to range from hiking to hanging, these styles wear well and look great.

Highlighting our selection is the year-round versatility of our lightweight stretch woven Skaha styles. Pick and pill resistant fabrics provide on-the-trail toughness for both our Blaze and Cairn pieces. For everyday use and technical wicking performance, our casually comfortable Psi jerseys are laden with soft-brushed comfort and hydrophobic technicality. As a transition to daily life, our Gothics and Coverts strike a stylish chord within the mountain soul. Our Traverse collection shifts seamlessly between divergent paths as daily life continues to fluctuate between different headings.





## TRAIL

Focused on shedding the weather and withstanding abrasive conditions, these multi-seasonal garments are cut from tough cloth. Responding to the requirement of warm weather breathability, they are constructed with thin, breathable, cool-touch fabrics. Clean designs eliminate snag points, tough textiles resist wear and sculpted shapes won't bind or bunch.

Tailored for intense abuse, our Skaha line is made from tough stretch woven fabrics. Endowed with softshell exteriors they shed moderate amounts of weather, provide freedom of movement and maintain maximum breathability. Our quick-drying Blaze and Cairn styles benefit from tough interwoven Consoltex Extreme fabric that prevents both picking and pilling when exposed to coarse outdoor environments.







### SKAHA SHIRT

**DESIGN:** Lightweight softshell function for year-round use. Schoeller® fabric sheds drizzle, breathes superbly and stretches with every move. Trim fit won't bunch up under a harness and half zip design vents well on warmer days.

**FEATURES:** Chest zip • Laminated hem drawcord • One laminated arm pocket with laminated zip (women's) • One laminated chest pocket with laminated zip (men's) • Seamless underarm gussets • Soft brushed lined collar

**CONSTRUCTION:** Schoeller® Dynamic

	WEIGHT	SIZES
WOMEN'S	270 GRAMS/9.5 OZ (M)	XS, S, M, L
MEN'S	315 GRAMS/11.1 OZ (M)	S, M, L, XL
COLOURS	 BLACK	 SANGRIA
	 SAND DOLLAR (MEN'S)	 STEEL BLUE (WOMEN'S)



SKAHA PANT

DESIGN: These tough and durable pants are ideal for any application. Tweave® Durastretch® fabric repels water, blocks wind and breathes well. Pull-on design wears well with a harness and a flyless front looks clean.

FEATURES: Elastic pull on waist with nylon cinch belt • No fly for super clean front • Rear zippered security pocket • Two vertical front pockets with laminated zips

CONSTRUCTION: Durastretch® Tweave®

PANT	WEIGHT	SIZES
WOMEN'S	305.2 GRAMS/10.7 OZ (M)	XS, S, M, L
MEN'S	343 GRAMS/12.1 OZ (M)	S, M, L, XL
COLOURS	<div><div></div>BLACK</div> <div><div></div>ECLIPSE/BLACK</div> <div><div></div>SAND DOLLAR</div>	



SKAHA SHORT

DESIGN: Tweave® Durastretch® fabric repels water, blocks wind and breathes well, and Consoltex Extreme across the rear and hips adds extra durability as well.

FEATURES: Elastic pull on waist with nylon cinch belt • No fly for super clean front • Rear zippered security pocket • Stretch panels on top back and hip areas • Two vertical front pockets with laminated zips

CONSTRUCTION: Durastretch® Tweave® • Consoltex Extreme

SHORT	WEIGHT	SIZES
WOMEN'S	210.2 GRAMS/7.4 OZ (M)	XS, S, M, L
MEN'S	233.5 GRAMS/8.2 OZ (M)	S, M, L, XL
COLOURS	<div><div></div>ECLIPSE</div> <div><div></div>SAND DOLLAR</div>	



## BLAZE PANT




## BLAZE SHORT




**DESIGN:** Designed as functional pull-on solutions for packed warm season schedules. Water resistant fabric sheds moisture, dries quickly and breathes during exertion. Gusseted crotch provides increased mobility, Consoltex Extreme fabric resists pilling and seamless sides enhance pack-wearing comfort.

**FEATURES:** Elastic pull on waist with nylon cinch belt • Gusseted crotch

- No fly for super clean front
- Rear zippered security pocket
- Side seamless construction for added durability and comfort
- Two vertical front pockets with laminated zippers

**CONSTRUCTION:** Consoltex Extreme

PANT	WEIGHT	SIZES
WOMEN'S	235 GRAMS/8.3 OZ (M)	XS, S, M, L
MEN'S	257.5 GRAMS/9.1 OZ (M)	S, M, L, XL
COLOURS	 DUNE  ECLIPSE  SAND DOLLAR	

SHORT	WEIGHT	SIZES
WOMEN'S	157 GRAMS/5.5 OZ (M)	XS, S, M, L
MEN'S	183 GRAMS/6.5 OZ (M)	S, M, L, XL
COLOURS	 DUNE  ECLIPSE  SAND DOLLAR	



## CAIRN PANT




## CAIRN SHORT




**DESIGN:** Technical styles for shoulder season hiking. The extremely tough, lightweight and stretchy Consoltex Extreme fabric allows for long strides, sheds moisture and dries quickly. A soft chamois lined waist stops chafing and laminated hems make for a clean style.

**FEATURES:** One thigh pocket with laminated zipper (men's)

- Rear zippered security pocket
- Soft chamois lined waist
- Two front slash pockets (men's)
- Two thigh pockets with laminated zippers (women's)
- Gusseted crotch
- Front fly with adjustable nylon cinch belt

**CONSTRUCTION:** Consoltex Extreme

PANT	WEIGHT	SIZES
WOMEN'S	269 GRAMS/9.4 OZ (M)	XS, S, M, L
MEN'S	321 GRAMS/11.3 OZ (M)	S, M, L, XL
COLOURS	 DUNE  ECLIPSE  SAND DOLLAR	

SHORT	WEIGHT	SIZES
WOMEN'S	230 GRAMS/8.1 OZ (M)	XS, S, M, L
MEN'S	270 GRAMS/9.5 OZ (M)	S, M, L, XL
COLOURS	 DUNE  ECLIPSE  SAND DOLLAR	










### PSI V-NECK LONG SLEEVE SHIRT





### PSI V-NECK SHORT SLEEVE SHIRT

DESIGN: Moving moisture quickly makes these v-neck jerseys ideal for any aerobic activity. Casual styling, soft interior texture and great wicking performance. Loose cut transitions easily to kicking around town.

FEATURES: Open V-neck • Pit gusset for maximum freedom of movement

CONSTRUCTION: Rentex™ Alta with Coolmax®

SHORT SLEEVE	WEIGHT	SIZES
WOMEN'S	145 GRAMS/5.1 OZ (M)	XS, S, M, L
MEN'S	161 GRAMS/5.7 OZ (M)	S, M, L, XL
COLOURS	 CINDER  NEVE  RUST	
	 SMOKE  STRAW (WOMEN'S)	

LONG SLEEVE	WEIGHT	SIZES
WOMEN'S	173 GRAMS/6.1 OZ (M)	XS, S, M, L
MEN'S	192 GRAMS/6.8 OZ (M)	S, M, L, XL
COLOURS	 CINDER  SMOKE	
	 STRAW (WOMEN'S)  RUST (MEN'S)	







### PSI ZIP LONG SLEEVE SHIRT





### PSI ZIP SHORT SLEEVE SHIRT

DESIGN: Quick dry zip jerseys for everything from singletrack to backcountry. Soft next-to-skin fabric stays comfortable and wicks moisture. Loads of performance for aerobic applications, but not too tech to wear while biking around town.

FEATURES: Narrow upright style collar with mid-sternum zipper  
• Pit gusset for maximum freedom of movement

CONSTRUCTION: Rentex™ Alta with Coolmax®

SHORT SLEEVE	WEIGHT	SIZES
WOMEN'S	161 GRAMS/5.7 OZ (M)	XS, S, M, L
MEN'S	180 GRAMS/6.3 OZ (M)	S, M, L, XL
COLOURS	 SMOKE  STRAW / CINDER	
	 NEVE (WOMEN'S)  RUST / CINDER (MEN'S)	

LONG SLEEVE	WEIGHT	SIZES
WOMEN'S	191 GRAMS/6.8 OZ (M)	XS, S, M, L
MEN'S	210 GRAMS / 7.4 OZ (M)	S, M, L, XL
COLOURS	 RUST  STRAW	
	 SMOKE (WOMEN'S)  CINDER (MEN'S)	





STREET

Our street series is specifically constructed to conform to an entirely different set of daily demands. Drawing inspiration from the mountain ethic but designed with streetwise silhouettes, these styles easily adapt to around town usage. Incorporating fabrics that provide plushness, performance and distinction makes our everyday pieces stand apart from the sportswear standard.




Using modern processing and lamination technology our Gothics place a new twist on an old fiber. Blending the attributes of synthetics with the natural beauty of imported Italian wool, they introduce refinement to mountain scene style. Our Coverts blend sophisticated wooly texturing with the attributes of fleecy synthetics. Technical enough for layering, but graced with a cool and casual attitude, these pieces transition comfortably from charging to lounging.

GOthic HOODY

DESIGN: Striking Italian wool and noticeable distinctiveness result in an elegant hooded style. Full front zip and handwarmer pockets make it ideal for hanging around town. Supreme coziness ensures you'll want to spend all winter wrapped in this design.

FEATURES: Casual cut • Full front zip • Full gothic style hood  
• Non-itch wool laminated to soft microfleece lining • Two hand pockets

CONSTRUCTION: Italian wool face laminatd to polyester microfleece

	WEIGHT		SIZES	
UNISEX	658 GRAMS/23 OZ (M)		XS, S, M, L, XL	
COLOURS	 DARK GREY	 HEATHERED BLACK	 SCOTTISH GREEN	





### GOTHIC CARDIGAN

DESIGN: A cozy blend of plush Italian wool that dresses up nicely. Retro-influenced styling takes this casual layer from the post office to the ski shop without missing a beat. A comfortable, timeless and enduring addition to the wardrobe with true athletic heritage.

FEATURES: Full front zipper with interior wind flap • Two hand pockets  
• High collar

CONSTRUCTION: Non-itch Italian wool laminated to soft microfleece lining

	WEIGHT	SIZES
WOMEN'S	720 GRAMS/24 OZ (M)	XS, S, M, L
MEN'S	751 GRAMS/27 OZ (M)	S, M, L, XL, XXL
COLOURS	<div><div></div>DARK GREY</div> <div><div></div>HEATHERED BLACK</div> <div><div></div>SCOTTISH GREEN</div>	



### GOTHIC PANT

DESIGN: Stretch Italian wool makes this retro pant perfect attire for everything from mountain huts to secluded Swiss hostels. Natural fibers offer wooly warmth without the itch. Relaxed cut with belt loops for dressy everyday function.

FEATURES: Front fly and belt loops • Two way stretch for mobility  
• Non-itch stretch wool • One hidden thigh pocket • Two hand pockets  
• One rear security pocket

CONSTRUCTION: Non-itch Italian wool

	WEIGHT	SIZES
MEN'S	685 GRAMS/24 OZ (M)	S, M, L, XL
COLOUR	<div><div></div>BLACK</div>	

DIPLOMAT ST

DESIGN: Ultra warm WINDSTOPPER® Wool crafted into a sophisticated town jacket. Perfect for roaming from the coffee shop to the burrito shack, or simply belling up to the bar. Uniquely tailored to add some style to your mountain persona.

FEATURES: One hidden chest pocket • Two hand pockets  
• Windproof, breathable and warm

CONSTRUCTION: Unique blend of wool, fleece and WINDSTOPPER® textiles

	WEIGHT	SIZES
UNISEX	759 GRAMS/27 OZ (M)	XS, S, M, L, XL
COLOUR	<div><div></div>HEATHERED BLACK</div>	



COVERT CREW

DESIGN: Classically styled and casually functional for everyday comfort. Flat exterior face fabric looks like wool yet hides a soft and fuzzy interior. Pullover style features a laminated essentials pocket.

FEATURES: Breathable and quick drying • Gusseted underarms  
• One laminated pocket with laminated zip • Pullover style  
• Crew neck

CONSTRUCTION: Polartec® Thermal Pro® sweater knit

	WEIGHT		SIZES
UNISEX	465 GRAMS/16 OZ (M)		XS, S, M, L, XL
COLOURS	<div><div></div>BLACK</div>	<div><div></div>CONCRETE</div>	<div><div></div>ECLIPSE</div>
	<div><div></div>TWEED</div>	<div><div></div>REDWOOD</div>	








COVERT COLLAR ZIP

DESIGN: Constructed from a smooth wool look-alike but hiding a soft fleecy interior, this piece exudes casual sophistication. Collar zip for extra venting and laminated shoulder pocket for added convenience.

FEATURES: Breathable and quick drying • Collar zip • Gusseted underarms • One laminated sleeve pocket with laminated zip

CONSTRUCTION: Polartec® Thermal Pro® sweater knit

	WEIGHT		SIZES
UNISEX	480 GRAMS/17 OZ (M)		XS, S, M, L, XL
COLOURS	 BLACK	 CONCRETE	 ECLIPSE
	 TWEED	 REDWOOD	



COVERT HOODY

DESIGN: Packed with plenty of casual comfort, this everyday hoody looks like wool but feels like fleece. Two hand warming pockets, a loose cut and a welcoming hood provide a cozy refuge when the temperature plunges.

FEATURES: Breathable and quick drying • Gusseted underarms • Hood • Laminated sleeve pocket with laminated zip • Two hand pockets with laminated zips and pocket facings

CONSTRUCTION: Polartec® Thermal Pro® sweater knit

	WEIGHT		SIZES
UNISEX	563 GRAMS/20 OZ (M)		XS, S, M, L, XL
COLOURS	 BLACK	 TWEED	 CONCRETE
			 ECLIPSE



## PACKS

From multi-day mountaineering to backcountry skiing, the right pack can mean the difference between a painful epic and comfortable convenience. Packs are sized for vastly different loads, shaped for different profiles and featured for different expeditions. The right product is critical for a positive outdoor experience, because a good pack becomes a trusted mountain companion for years of wandering.

In an environment crowded with rucksacks, our packs have worked hard to attain their elevated position. Our styles utilize thermoformed shaping to exponentially improve the comfort of shouldering heavy loads. Curved and cupped belts conform to anatomical variability, ultralight materials shave unnecessary weight and logical feature innovations simplify life in the mountains.

Our five pack categories cover a wide array of uses from mountaineering assaults and hard-edged ice climbing to alpine traverses and on-area riding. Our M packs benefit from quick Rolltop™ access, snow tool organization and slipless ski and board compression. For alpine objectives, details like a rope carrying system, kangaroo pockets and ultralight Y-frame suspensions make our RTs perfect for trekking and cragging. Our Boras envelop trail travelers with a proven thermoformed suspension and our urban styles up the daily pack ante with streamlined shapes and perfectionist detail. Readied for exploration, discovery and accomplishment, each one of our packs provides comfort, convenience and confidence.





## ARC'TERYX SUSPENSION SYSTEMS

All our ARC'TERYX packs are conservatively rated for volume. When compared against most of our competitors, our packs range from ten to thirty percent larger in actual usable capacity for the stated volume. For example, our 65 litre pack may compare in size with another company's 75 litre pack. Look beyond the over-hyped numbers and determine what size pack you actually need to haul the gear for the adventure of your choice.



### BORA SUSPENSION

Our award-winning BORA suspension system, a combination of breakthrough technology and ergonomic design, is the heart and soul of our larger packs. Dual stays are positioned in a V pattern that allows us to incorporate a pivoting hipbelt design. Our hipbelt independently follows the side to side motion as your hips pivot while hiking. The forward load transfer can be adjusted and balanced against freedom of hip movement as loads and terrain change. Our BORA hipbelt is the world standard for comfort – four layers of foam are laminated and thermoformed into a curved and cupped shape that removes pressure from the hip bone, transferring the load gently over the entire area of contact.



### ULTRA-LIGHT Y-FRAME SUSPENSION

The KHAMSIN, RT series and M packs utilize our innovative Y-FRAME™ system. It allows for the weight savings of a single stay system, yet provides the stability and support of a dual stay system. The shoulder strap design is truly original and incorporates a slim profile that carries the same loads as a standard strap but with less bulk, less chafing on the inner arm and less likelihood of pinching at the shoulders. The back panel consists of an ultra-trim thermomoulded center section. This system allows for enhanced stability as well as superior range of motion.



### V<sup>2</sup> SUSPENSION

The RT55 pack utilizes our innovative V<sup>2</sup> suspension system, incorporating a lighter version of our proven BORA suspension modified for a non-adjustable back panel. This suspension system incorporates dual density pre-curved shoulder straps, a pivoting thermomoulded hipbelt and occipital cavity to ensure ultimate comfort for any weekend adventure.

# SNOWSPORTS

In response to the specific requirements of the backcountry, we create packs that excel in the big mountain arena. We started with tough, snow shedding fabrics and inventive features like no-slip compression, convenient access and snow tool organization. The result is a group of reliable long-term partners for seeking out secret lines.

Our M Packs feature a Wrap™ system that snugs down skis or boards independently of pack compression and a Drybag™ rolltop design that allows for dry but quick access to internal contents. Our classic Borea and Khamski touring packs feature technical suspension systems and multi-functional pockets for properly stowing tele and AT accessories.




*Wrap System™*




*Bora Technology*



*Dry Bag™ Closure*



*x-Pac™ Fabric*




*Glove Friendly Zipper Pulls*

## YoYo

**DESIGN:** A simple shovel sheath, this pack is always up for another lap. Fits the full compliment of safety gear on quick day trips or rolls up small when packed inside a bigger bag. Shockcord compression, sit pad versatility and expandable pocket for extra clothing.

**FEATURES:** Carries a shovel, skins and small backcountry items  
• Doubles as a padded seat • Expandable stretch pocket  
• Rolls up for compact use • Shock cord system

**CONSTRUCTION:** LD70 laminated foam with 500D Cordura

SIZE	ONE SIZE (ADJUSTABLE)
WEIGHT	300 GRAMS/10 OZ
VOLUME	93 CU IN/1.5 L
COLOUR	 BLACK



*shovel not included*





QUIVER

DESIGN: A unique three-point assault pack designed for lapping up the backcountry. Sized perfectly for a shovel, probe and hydrator, this pack swings around to provide easy access. Stormproof WaterTight™ zips and thermoformed components support the natural transition to the backcountry.

- FEATURES: Alpine clips for shovel handle or poles • Hydration hose outlet and clip on shoulder strap • Internal water bladder pocket • One and a half inch webbing waist belt • One front pocket with WaterTight™ side access zip
- One main pocket with WaterTight side access zip (fits shovel blade)
  - Padded bottom • Thermoformed shoulder straps, back panel and hip wings

CONSTRUCTION: HDPE framesheet • 1260D ballistic nylon

- 630D superpack nylon

SIZE	ONE SIZE (ADJUSTABLE)			
WEIGHT	740 GRAMS/26 OZ			
VOLUME	670 CU IN/11.0 L			
COLOURS	 BLACK	 CHILI	 CITRUS	 PELICAN





M20

DESIGN: Day after day in the backcountry this tricked out pack delivers a higher degree of facility. The Wrap System™ securely sucks down a board or skis independent of pack compression and the Drybag™ closure allows easy access to gear. Quick release pole clips, stow away shovel pocket and stable suspension system.

- FEATURES: Adjustable/Removable ice axe loops • Bladder pocket with external hose clip and outlet • Die cut Hypalon™ details • Drybag™ lid closure • High-strength snow shedding fabrics • Integrated shovel pocket
- Thermoformed back panel • Thermolaminated shoulder straps and hipbelt
  - Single quick release pole or probe grip clip • Ultra light Y-frame suspension
  - WaterTight™ zippered main compartment • Wrap System™ for quick ski and board attachment

CONSTRUCTIONS: HDPE framesheet • 6061 aluminum stay

- 630D high tenacity superpack nylon • Hypalon™

	WEIGHT	NORMAL LOAD
REGULAR	1500 GRAMS/3 LBS 3 OZ	1220 CU IN/20 L
TALL	1600 GRAMS/3 LBS 5 OZ	1343 CU IN/22 L
COLOURS	 CHILI	 PELICAN

M30

DESIGN: Volume enough for longer backcountry approaches. Wrap System™ carries skis or boards securely, Drybag™ closure provides wide mouth access and zippered pocket stows away a blade. Y-frame suspension comfortably hauls the full compliment of approach tools and the side supports stop loads from shifting when redlining on the ride back down.

FEATURES: Adjustable/Removable ice axe loops • Bladder pocket with external hose clip and outlet • High-strength snow shedding fabrics • Dual quick release pole or probe grip clip • Die cut Hypalon™ details • Hipbone protecting Squashpods™ • Drybag™ lid closure • Integrated shovel pocket • Stretch woven fabric on body contact surfaces • Thermoformed shoulder straps, hipbelt, back panel • Wrap System™ for quick ski and board attachment • Ultra light Y-frame suspension • WaterTight™ zippered top pocket

CONSTRUCTION: HDPE framesheet • x-Pac™  
• Hypalon™ • 6061 aluminum stay



	WEIGHT	NORMAL LOAD
SHORT	1750 GRAMS/3 LBS 9 OZ	1586 CU IN/26 L
REGULAR	1850 GRAMS/4 LBS 1 OZ	1708 CU IN/28 L
TALL	1950 GRAMS/4 LBS 3 OZ	1830 CU IN/30 L
COLOURS	<div><div></div>BLACK<div></div>CINDER</div>	

M40

DESIGN: Our most spacious M fits what you'll need for logistically complicated day tours. Drybag™ closure, Wrap System™ and quick release clips provide a place for essential backcountry tools. Plush thermoformed suspension preserves motivation while breaking trail and tough x-Pac™ fabric resists wear over long seasons beyond the boundaries.

FEATURES: Adjustable/Removable ice axe loops • Bladder pocket with external hose clip and outlet • Die cut Hypalon™ details • Drybag™ lid closure • Dual quick release pole or probe grip clip • High-strength snow shedding fabrics • Hipbone protecting Squashpods™ • Integrated shovel pocket • Stretch woven fabric on body contact surfaces • Thermoformed shoulder straps, hipbelt, back panel • Ultra light Y-frame suspension • WaterTight™ zippered top pocket • Wrap System™ for quick ski and board attachment

CONSTRUCTION: HDPE framesheet • x-Pac™  
• Hypalon™ • 6061 aluminum stay




	WEIGHT	NORMAL LOAD
SHORT	2000 GRAMS/4LBS 4 OZ	2074 CU IN/34 L
REGULAR	2100 GRAMS/4LBS 6 OZ	2197 CU IN/36 L
TALL	2200 GRAMS/4 LBS 9 OZ	2319 CU IN/38 L
COLOURS	<div><div></div>BLACK<div></div>CINDER</div>	

## KHAMSKI

**DESIGN:** The Khamski is no stranger to classic backcountry lines. Weather shedding fabrics stop snow from coming through, Y-frame suspension hauls long day loads and a kangaroo pocket stows safety gear. Hypalon™ attachments holster skis on the last push up the ridge and a map pocket helps keep the party on track.

**FEATURES:** Adjustable/Removable ice axe loops • Fixed top pocket with map pocket • Hipbone protecting Squashpods™ • Hypalon™ quick release ski attachments • Interchangeable hipbelt • Modified kangaroo pouch to hold skins, mitts and most shovels • Outside stash pocket • Thermoformed shoulder straps and back panel • Ultra light Y frame suspension

**CONSTRUCTION:** HDPE framesheet • 6061 Aluminum stay  
• X-PAC™ • 630D high tenacity superpack nylon

	WEIGHT	NORMAL LOAD	EXTENDED LOAD
SHORT	1.2 KGS/2 LBS 11 OZ	2500 CU IN/41 L	2800 CU IN/46 L
REGULAR	1.4 KGS/3 LBS 1 OZ	2625 CU IN/43 L	2930 CU IN/48 L
TALL	1.6 KGS/3 LBS 7 OZ	2870 CU IN/47 L	3230 CU IN/53 L
COLOUR	 CINDER		




## BOREA

**DESIGN:** Extra volume makes this pack perfect for ambitious winter weekends. A pit pocket organizes study instruments, a removable seat mat warms during rest breaks and daisy chains add summit-focused function. Full-length side access simplifies finding stored gear and Hypalon™ ski attachments haul your sticks on the long walk back to the trailhead.

**FEATURES:** Dual daisy chains and dual ice axe loops • Dual density closed cell foam shoulder straps • Full length side access zip • Hypalon™ quick release ski attachments • Interchangeable hipbelt • Modified kangaroo pouch to hold skins, mitts and most shovels • Pit Pocket for loupe, thermometer and pit card • Removable seat mat that slides into its own pocket • Side probe pocket and large front pocket • Stretch woven fabric on body contact surfaces • Thermoformed air channel back panel

**CONSTRUCTION:** HDPE framesheet • 7075 alloy stays  
• X-PAC™ • 630D high tenacity superpack nylon

	WEIGHT	NORMAL LOAD	EXTENDED LOAD
SHORT	1.8 KGS/3 LBS 15 OZ	2750 CU IN/45 L	3230 CU IN/53 L
REGULAR	2.0 KGS/4 LBS 6 OZ	2870 CU IN/47 L	3360 CU IN/55 L
TALL	2.2 KGS/4 LBS 13 OZ	2990 CU IN/49 L	3480 CU IN/57 L
COLOUR	 BLACK		







## TREKKING

Shouldering heavy packs is no simple task, so we developed a thermoformed suspension system to ease the burden. Contoured shaping, variable density foam laminates and differentially sewn straps multiply hauling comfort. Framed by this plushness, our trekking packs carry comfortably for everything from half-day jaunts to month-long hikes.

Our Bora suspension conforms to anatomic variability and precisely distributes the load. Each pack is detailed with signature innovations like kangaroo pockets and WaterTight™ closures that simplify trail traveling. Our RT packs benefit from an easy access Drybag™ closure and are outfitted for mountaineering with rope carriers, hydration compatibility and an Ultralight Y-frame suspension.





### BORA 30

**DESIGN:** Adapting to everything from day hiking to hard climbing, this small sized pack supports a full range of mountain activities. A kangaroo pocket stows baggage, external daisies hold necessary hardware and a single-stayed removable framesheet lends a supportive structure when transporting heavier loads.

**FEATURES:** Closed cell foam back panel • Closed cell foam shoulder straps • Kangaroo pocket with drain hole • Padded pack bottom • Top lid pocket with key clip • Two external compression straps • Two external daisy chains • Two ice axe holders • Two inch webbing hipbelt with integrated wings

**CONSTRUCTION:** HDPE framesheet • 6061 aluminum stay • 420D ripstop • 630D superpack nylon

	WEIGHT	NORMAL LOAD	EXTENDED LOAD
REGULAR	1.1 KGS/2LBS 7 OZ	1950 CU IN/32 L	2320 CU IN/38 L
TALL	1.2 KGS/2 LBS 10 OZ	2130 CU IN/35 L	2560 CU IN/42 L
COLOURS	 RUST  SMOKE		

BORA 40

DESIGN: For bigger loads, the Bora 40 adds another level of hipbelt structure. Thermoformed suspension supports long approaches and durable Ripstorm™ nylon withstands rock and ice abuse. Self-draining kangaroo pocket, external daisies, wand pockets and axe holsters haul exactly what you'll need to reach the peak.

FEATURES: Dual density foam shoulder straps • Four external compression straps • Interchangeable hipbelts • Kangaroo pocket with drain hole • Pivoting thermoformed hipbelt • Top lid pocket with key clip and map pocket • Thermoformed air channel back panel • Two external daisy chains • Two ice axe holders • Two wand pockets

CONSTRUCTION: HDPE framesheet • 6061 aluminum stay • 420D Ripstorm™ • 630D high tenacity superpack nylon

	WEIGHT	NORMAL LOAD	EXTENDED LOAD
SHORT	1.9 KGS/4 LBS 3 OZ	2440 CU IN/40 L	2740 CU IN/45 L
REGULAR	2.0 KGS/4 LBS 6 OZ	2800 CU IN/46 L	3300 CU IN/54 L
TALL	2.1 KGS/4 LBS 9 OZ	2930 CU IN/48 L	3480 CU IN/57 L
COLOURS	<div><div></div> RUST</div> <div><div></div> SAGE</div> <div><div></div> SMOKE</div>		



BORA 60LT

DESIGN: Gram shaving construction results in a shining star for ski touring or fastpacking. Lightweight ripstop fabric survives rugged treks, WaterTight™ side zip eases entry and external compression straps cinch down the packbag when traveling with less. Detailed with essentials for touring and climbing year round.

FEATURES: Double layer pack bottom • Dual density foam shoulder straps • Interchangeable hipbelts and shoulder straps • Kangaroo pocket with drain hole • Floating and removable top lid • Four external compression straps • Full length side WaterTight™ zipper • Pivoting thermoformed hipbelt • Thermoformed air channel back panel • Two external daisy chains • Top lid pocket with key clip and map pocket Wand pocket • Two ice axe holders

CONSTRUCTION: HDPE framesheet • 6061 aluminum stays • X-PAC™ • 420D Ripstorm™ • 630D high tenacity superpack nylon

	WEIGHT	NORMAL LOAD	EXTENDED LOAD
SHORT	2.1 KGS/4 LBS 14 OZ	2990 CU IN/49 L	3480 CU IN/57 L
REGULAR	2.4 KGS/5 LBS 3 OZ	3290 CU IN/54 L	3780 CU IN/62 L
TALL	2.6 KGS/5 LBS 10 OZ	3540 CU IN / 58 L	4030 CU IN/66 L
COLOUR	<div><div></div> BLACK</div>		



BORA 62



BORA 65

DESIGN: These mid-sized packs are ready to keep multiple days of gear snug and organized. Divided compartment maintains order, plush V-stay suspension saves tired shoulders and full-length side access prevents digging deep for miscellaneous gear. Daisy chains, wand pockets and axe holders for glacial traverses or multi day adventures. Special shaping contours the Bora 62 specifically for women.

FEATURES: Adjustable water bladder pocket with hose clip and outlet • Double layer pack bottom • Dual density foam shoulder straps • Four external compression straps • Full length side zip • Interchangeable men’s and women’s hipbelts • Interchangeable men’s and women’s shoulder straps • Kangaroo pocket with drain hole • Pivoting thermoformed hipbelt • Sleeping bag compartment • Thermoformed air channel back panel • Top lid fanny pack with key clip and map pocket • Two external daisy chains • Two ice axe holders • Two wand pockets • Women’s specific sizing and fit on Bora 62

CONSTRUCTION: HDPE framesheet • 6061 aluminum stays • 420D Ripstorm™ • 630D high tenacity superpack nylon

BORA 62	WEIGHT	NORMAL LOAD	EXTENDED LOAD
SHORT	2.7 KGS/6 LBS 0 OZ	3540 CU IN/58 L	4150 CU IN/68 L
REGULAR	2.8 KGS/6 LBS 4 OZ	3780 CU IN/62 L	4390 CU IN/72 L
TALL	2.9 KGS/6 LBS 8 OZ	4030 CU IN/66 L	4640 CU IN/76 L
COLOURS	<div><div></div>INKSPOT<div></div>SAGE</div>		

BORA 65	WEIGHT	NORMAL LOAD	EXTENDED LOAD
SHORT	2.8 KGS/6 LBS 4 OZ	3720 CU IN/61 L	4330 CU IN/71 L
REGULAR	3.0 KGS/6 LBS 8 OZ	4030 CU IN/66 L	4640 CU IN/76 L
TALL	3.1 KGS/6 LBS 12 OZ	4330 CU IN/71 L	4940 CU IN/81 L
COLOURS	<div><div></div>INKSPOT<div></div>REDROCK</div>		







## BORA 75

### BORA 80



**DESIGN:** Big trip volume qualifies these Boras for extended trail traveling. A divider provides a home for your bag, a kangaroo pocket keeps essential stuff accessible and a hydration bladder sleeve prevents sideways sloshing. Advanced suspension technology ensures comfort over the long haul and a full side zip simplifies pack access. The Bora 75 is anatomically shaped to fit the female form.

**FEATURES:** Adjustable water bladder pocket with hose clip and outlet • Double layer pack bottom • Dual density foam shoulder straps • Four external compression straps • Full length side zip. Interchangeable men's and women's hipbelts and shoulder straps • Kangaroo pocket with drain hole • Occipital cavity. Pivoting thermoformed hipbelt • Sleeping bag compartment • Thermoformed air channel back panel • Top lid fanny pack with key clip and map pocket • Two external daisy chains • Two wand pockets • Two ice axe holders • Women's specific sizing and fit on Bora 75

**CONSTRUCTION:** HDPE framesheet • 6061 aluminum stays • 420D Ripstorm™ • 630D high tenacity superpack nylon

BORA 75	WEIGHT	NORMAL LOAD	EXTENDED LOAD
SHORT	2.9 KGS/6 LBS 6 OZ	3900 CU IN/64 L	4510 CU IN/74 L
REGULAR	3.0 KGS/6 LBS 11 OZ	4128 CU IN/68 L	4760 CU IN/78 L
TALL	3.2 KGS/7 LBS 1 OZ	4400 CU IN/72 L	5000 CU IN/82 L
COLOURS	 INKSPOT  SAGE		





BORA 80	WEIGHT	NORMAL LOAD	EXTENDED LOAD
SHORT	3.0 KGS/6 LBS 9 OZ	4390 CU IN/72 L	4940 CU IN/81 L
REGULAR	3.1 KGS/6 LBS 13 OZ	4700 CU IN/77 L	5250 CU IN/86 L
TALL	3.2 KGS/7 LBS 2 OZ	5000 CU IN/82 L	5550 CU IN/92 L
COLOURS	 INKSPOT  REDROCK		

## BORA 95

**DESIGN:** This expedition pack comfortably tackles loads that tend toward the obscene. Side zips provide easy access, segmented space keeps gear from avalanching outward and a cavernous main compartment fits every last scrap of stuff. Conveniently pocketed to maintain sanity and outfitted with our burliest suspension to save your strength.

**FEATURES:** Adjustable water bladder pocket with hose clip and outlet • Double layer pack bottom • Dual density foam shoulder straps • Four external compression straps • Full length side zip • Interchangeable men's and women's hipbelts and shoulder straps • Kangaroo pocket with drain hole • Occipital cavity • Pivoting thermoformed hipbelt • Sleeping bag compartment • Thermoformed air channel back panel • Top lid fanny pack with key clip and map pocket • Two external daisy chains • Two ice axe holders • Two wand pockets

**CONSTRUCTION:** HDPE framesheet • 6061 aluminum stays • 420D Ripstorm™ • 630D high tenacity superpack nylon

BORA 95	WEIGHT	NORMAL LOAD	EXTENDED LOAD
SHORT	3.2 KGS/7 LBS 1 OZ	5250 CU IN/86 L	5860 CU IN/96 L
REGULAR	3.4 KGS/7 LBS 6 OZ	5500 CU IN/92 L	6220 CU IN/102 L
TALL	3.5 KGS/7 LBS 12 OZ	6040 CU IN/99 L	6710 CU IN/110 L
COLOURS	 INKSPOT  REDROCK		






### RT 25

**DESIGN:** A daily use design that melds Drybag™ function and alpine versatility. Rolltop™ closure opens up quickly, Z-pull compression straps snug down shifty loads and an ultralight suspension carries well. Top grab handle, side stash pockets and removable rope carriers are ideal components for rapid ascents.

**FEATURES:** Armorlite™ kangaroo pocket with WaterTight™ zip • Bladder pocket with external hose clip and outlet • Drybag™ lid closure • Key clip • Removable/adjustable rope carrier • Thermoformed air channel back and shoulder straps • Top grab handle • Two adjustable/removable ice axe loops • Two external daisy chains • Two side stash pockets • Ultra light Y-frame suspension • Z-pull compression straps • 1.5” webbing belt

**CONSTRUCTION:** HDPE framesheet • 6061 aluminum stay  
• 630D nylon • Hypalon™ • Armorlite™

SIZE	ONE SIZE		
WEIGHT	1.2 KGS/2 LBS 9 OZ		
VOLUME	1300 CU IN/21 L		
COLOURS	 BLACK	 CITRUS	 PELICAN





### RT 35

**DESIGN:** Extra volume and Rolltop™ simplicity make this pack perfect for slightly longer days. Drybag™ closure provides speedy access to extra layers, a rope carrier system adds convenience and a kangaroo pocket keeps important gear close. Z-pull compression shrinks bag size and plush suspension ensures comfort on the long walk out.

**FEATURES:** Armorlite™ kangaroo pocket with WaterTight™ zip • Bladder pocket with external hose clip and outlet • Drybag™ lid closure • Hipbone protecting Squashpods™ • Key clip • Mesh hipbelt Fenders™ • Removable/adjustable rope carrier • Thermoformed air channel back, hipbelt and shoulder straps • Top grab handle • Two adjustable/removable ice axe loops • Two external daisy chains • Two side stash pockets • Ultra light Y-frame suspension • Z-pull compression straps

**CONSTRUCTION:** HDPE framesheet • 6061 aluminum stays  
• 630D nylon • Armorlite™ • Hypalon™

	WEIGHT	SIZE
SHORT	1.4 KGS/3 LBS 2 OZ	1708 CU IN/28 L
REGULAR	1.5 KGS/3 LBS 6 OZ	1900 CU IN/31 L
TALL	1.6 KGS/3 LBS 8 OZ	2075 CU IN/34 L
COLOURS	 BLACK	 PELICAN





rope not included

## RT 45

**DESIGN:** Extra function speaks volumes for this approach worthy pack. Dual daisy chains rack up gear, a rope carrier system stabilizes a coil of cord and an Armourlite™ pocket carries the sharpest parts of your arsenal. Endowed with a Rolltop™ closure for easy access and a thermoformed suspension to haul heavier loads.

**FEATURES:** Armourlite kangaroo pocket with WaterTight™ zip

- Bladder pocket with external hose clip and outlet • Drybag™ lid closure
- Key clip • Hipbone protecting Squashpods™ • Mesh hipbelt Fenders™
- Removable/adjustable rope carrier • Thermoformed air channel back, hipbelt and shoulder straps • Top pocket • Top grab handle • Two side stash pockets • Two external daisy chains • Two adjustable/removable ice axe loops
- V2 suspension system • Z-pull compression straps

**CONSTRUCTION:** HDPE framesheet • 6061 aluminum stays

• 630D Superpacknylon • Armourlite™ • Hypalon™

	WEIGHT	NORMAL LOAD
SHORT	1.6 KGS/3 LBS 7 OZ	2258 CU IN/37 L
REGULAR	1.7 KGS/3 LBS 10 OZ	2440 CU IN/40 L
TALL	1.7 KGS/3 LBS 14 OZ	2624 CU IN/43 L
COLOURS	<div> <div></div>CHILI           <div></div>CITRUS         </div>	

## RT 55

**DESIGN:** This weekend trekker fuses Rolltop™ convenience with additional volume. Side zip access makes life on the trail easier, front shock cord secures an extra layer and a bladder pocket stabilizes internal hydration. V2 suspension adds more hauling power and a rope carrier slings a line for those sketchier sections of the traverse.

**FEATURES:** Armourlite™ kangaroo pocket with WaterTight™ zip

- Bladder pocket with external hose clip and outlet • Drybag™ lid closure
- Dual density closed cell foam shoulder straps • Front shock cord
- Hipbone protecting Squashpods™ • Key clip • Mesh hipbelt Fenders™
- Occipital cavity • Pivoting thermoformed interchangeable hipbelt
- Removable/adjustable rope carrier • Side zip access • Top grab handle
- Thermoformed air channel back • Top pocket • Two side stash pockets
- Two external daisy chains • Two adjustable/removable ice axe loops
- V2 suspension system • Z-pull compression straps

**CONSTRUCTION:** HDPE framesheet • 6061 aluminum stays

• 630D Superpack nylon • Hypalon™ • Armourlite™



	WEIGHT	NORMAL LOAD
SHORT	2.4 KGS/5 LBS 5 OZ	2746 CU IN/45 L
REGULAR	2.6 KGS/5 LBS 8 OZ	2990 CU IN/49 L
TALL	2.6 KGS/5 LBS 11 OZ	3234 CU IN/53 L
COLOURS	<div> <div></div>CHILI           <div></div>PELICAN         </div>	





## LIGHTWEIGHT ALPINE

Fast paced alpinists shave weight with religious devotion. To satisfy these ultralight converts, our alpine packs are built with lightweight materials and a suspension that minimizes weight without sacrificing carrying comfort. Fully equipped for fast alpinism, these summit packs refuse to slow rapid rates of ascension.

Constructed with load stabilizing Y-frame suspensions, the Khamsin designs eliminate the weight of a second stay. Ripstorm and x-Pac™ fabrics reduce pack weight yet boost durability. After careful weight-to-value consideration, mountaineering features like a Hypalon™ crampon patch, tool loops and hydration compatibility complete the essential gear list.




## NOZONE

**DESIGN:** The clean design of this convertible climbing pack pleases alpine purists. Trick materials withstand years of abuse, Hypalon™ straps stop ski slippage and dual daisy chains haul a heap of hardware. The framesheet, belt and lid can be left at home on half-day tours and internal compression straps make for a clean, no-sag profile. Rock & Ice Editor's Choice award winner.

**FEATURES:** Dual daisy chains and dual ice axe loops • Dual density closed cell foam shoulder straps • Six internal compression straps • Hypalon™ quick release ski attachments • Interchangeable hipbelt • Removable frame sheet, lid and padded hipbelt • Stretch woven fabric on body contact surfaces • Web hipbelt also included

**CONSTRUCTION:** HDPE framesheet • 7075 aluminum stays • x-PAC™ • 630D high tenacity superpack nylon • 420D Ripstorm™ • Hypalon™

	WEIGHT	NORMAL LOAD	EXTENDED LOAD
SHORT	2.2 KGS/4 LBS 13 OZ	2750 CU IN/45 L	3360 CU IN/55 L
REGULAR	2.3 KGS/4 LBS 14 OZ	3050 CU IN/50 L	3660 CU IN/60 L
TALL	2.4 KGS/5 LBS 4 OZ	3360 CU IN/55 L	3970 CU IN/65 L
COLOUR	 BLACK		



### Khamsin 30

**DESIGN:** A streamlined design takes the Khamsin 30 into the realm of lightweight minimalism. Side straps hold skis, dual compression straps stabilize lighter loads and front shock cord lets wet layers ride on the outside. Thermoformed ultralight suspension and bomber featherweight fabrics pare down weight on fast day trips and quick climbs.

**FEATURES:** Adjustable ice axe loops • Fixed top pocket lid • Front shock cord • Hydration hose clip • Ski attachment loops • Thermoformed shoulder straps • Top lid daisy chains • Two external compression straps • Ultra Y-frame Suspension • Wand pocket • 1.5" webbing hipbelt

**CONSTRUCTION:** HDPE framesheet • 6061 aluminum stays • x-PAC™ • 420D Ripstorm™ • 630D high tenacity superpack nylon • Hypalon™

	WEIGHT	NORMAL LOAD	EXTENDED LOAD
SHORT	.8 KGS/1 LBS 12 OZ	1830 CU IN/30 L	2070 CU IN/34 L
REGULAR:	1.0 KGS/2 LBS 1 OZ	1950 CU IN/32 L	2320 CU IN/38 L
TALL	1.1 KGS/2 LBS 6 OZ	2130 CU IN/35 L	2560 CU IN/42 L
COLOURS	<div><div></div>INKSPOT<div></div>RUST</div>		

### Khamsin 38

**DESIGN:** The Khamsin 38's extra volume makes it a minimalist option for stripped down overnights or ambitious day trips. Ultralight Y-frame suspension and a mesh webbing hipbelt carry carefully planned loads. Detailed with the essential selection of alpine features for any derivative of fast and light alpinism.

**FEATURES:** Adjustable ice axe loops • Fixed top pocket lid • Four external compression straps • Front shock cord • Hipbone protecting Squashpods™ • Hydration hose holder • Ski attachment loops • Interchangeable unisex mesh webbing hipbelt • Thermoformed shoulder straps • Top lid daisy chains • Ultra light Y frame suspension • Wand pocket

**CONSTRUCTION:** HDPE framesheet • 6061 aluminum stays • x-PAC™ • 420D Ripstorm™ • 630D high tenacity superpack nylon • Hypalon™

	WEIGHT	NORMAL LOAD	EXTENDED LOAD
SHORT	.9 KGS/2 LBS 2 OZ	2320 CU IN/38 L	2623 CU IN/43 L
REGULAR	1.1 KGS/2 LBS 7 OZ	2440 CU IN/40 L	2750 CU IN/45 L
TALL	1.3 KGS/2 LBS 13 OZ	2680 CU IN/44 L	3050 CU IN/50 L
COLOURS	<div><div></div>INKSPOT<div></div>RUST</div>		







## KHAMSIN 52

**DESIGN:** A lightweight option for tacking extra days onto your adventure. Outfitted with mountaineering componentry including a Hypalon™ crampon patch, wand pockets and axe loops. Easy side access and top lid convertibility add simplicity. Finished with an ultralight suspension and a thermoformed belt to shave grams without sacrificing comfort.

**FEATURES:** Adjustable ice axe loops • Four external compression straps • Front shock cord • Full length side flap • Hydration hose holder • Hipbone protecting Squashpods™ • Hypalon™ crampon holder patch • Removable lid/fanny pack • Ski attachment loops • Interchangeable thermoformed hipbelt • Thermoformed air channel back panel and contoured shoulder straps • Top lid daisy chains • Wand pocket • Ultra light Y-frame suspension

**CONSTRUCTION:** HDPE framesheet • 7075 aluminum stays • X-PAC™ • 420D Ripstorm™ • 630D high tenacity superpack nylon • Hypalon™

	WEIGHT	NORMAL LOAD	EXTENDED LOAD
SHORT	1.4 KGS/3 LBS 2 OZ	2320 CU IN/38 L	2623 CU IN/43 L
REGULAR	1.7 KGS/3 LBS 10 OZ	3110 CU IN/51 L	3720 CU IN/61 L
TALL	1.9 KGS/4 LBS 2 OZ	3420 CU IN/56 L	4090 CU IN/67 L
COLOURS	 INKSPOT  RUST		





## KHAMSIN 62

**DESIGN:** Our largest fastpack is designed to handle tough days on the trail. Full side zip adds convenience and a thermoformed belt hauls weeklong loads without discomfort. Weight shaving materials, technical features and a Y-frame suspension give this lightweight pack the profile of a hardened climber. Climbing Magazine's Editor's Choice.

**FEATURES:** Adjustable ice axe loops • Four external compression straps • Front shock cord • Full length side flap • Hydration hose holder • Hipbone protecting Squashpods™ • Hypalon™ crampon holder patch • Removable lid/fanny pack • Ski attachment loops • Interchangeable thermoformed hipbelt • Thermoformed air channel back panel and contoured shoulder straps • Top lid daisy chains • Wand pocket • Ultra light Y-frame suspension

**CONSTRUCTION:** HDPE framesheet • 7075 aluminum stays • X-PAC™ • 420D Ripstorm™ • 630D high tenacity superpack nylon • Hypalon™

	WEIGHT	NORMAL LOAD	EXTENDED LOAD
SHORT	1.7 KGS/3 LBS 11 OZ	3480 CU IN/57 L	3970 CU IN/65 L
REGULAR	1.8 KGS/4 LBS	3790 CU IN/62 L	4330 CU IN/71 L
TALL	2.0 KGS/4 LBS 5 OZ	4030 CU IN/66 L	4580 CU IN/75 L
COLOURS	 INKSPOT  RUST		

## PACK CONSTRUCTION DETAILS

**WRAP SYSTEM™:** This patented board carrying system provided a new perspective of independent thought. The grippy Hypalon™ cuff secured the ride independently of compression straps, which then sucked the cuff securely into the fold. As a result, side webbing could be adjusted or unclipped to provide pack access without affecting attachment. The grip of the system was so secure that a board could be carried without slippage.



**BORA TECHNOLOGY:** Moving over rugged terrain required a new outlook on load transfer theory, so we re-wrote staid suspension technology. By configuring support into a structural ‘V’, hips were freed to pivot on steep steps without lifting the load. We linked the packbag directly to the sides of the waistbelt with composite rods, efficiently transferring weight to the body’s best load bearing parts. We combined air channel pocketing and stretch woven fabrics to the compression molded, anatomically shaped back panel. This technology makes hauling heavy loads a lot less burdensome.




**DRY BAG™ CLOSURE:** Bringing rolltop closure to the snow sliding world elevated weatherproof expectations. The Drybag™ technology was easy to use with gloved hands and when detailed with our WaterTight™ zippers, sealed out every degree of winter wetness. The design also provided a wide mouth opening to the pack’s contents and allowed quick access even with descent tools attached.



**x-PAC™ FABRIC:** Traditional pack fabric tended to both absorb water and wear down over time. So to better equip our snow packs we sourced x-Pac™ fabric that exhibited exponential improvements in long-term durability and water shedding properties. Instead of simply coating the interior, the new fabric was constructed with a three-layer bonding process. This new white-backed laminate ensures great pack visibility when searching for stowed gear.



**GLOVE FRIENDLY ZIPPER PULLS:** Performing seemingly simple tasks with gloved hands often presented frustrating struggles with personal dexterity. Our glove friendly zipper pulls worked to solve this problem by increasing tab surface area, extending the length of the pull and brightly coloring the grab area. The new toggle system proved easy to identify, simple to grasp and quick to operate even with bulked up or frozen digits.





## DAY PACKS





We developed rugged daypacks because urban routines require more than just a simple sack. Built with tough Ballistic Nylon, durable Hypalon™ reinforcement, bonded nylon seams and breathable back panels, these packs are built for daily abuse. Designed to organize, compartmentalize and compress, they are the simple answer to maintaining urban sanity.

### CARBON

**DESIGN:** Toughened construction makes this pack ideal for tooling around campus or racing through rush hour. Side stash holds a bottle for rehydrating, a front grab handle transports easily on the train and a pen pocket organizes supplies.

**FEATURES:** Dual density shoulder straps • One inch webbing hipbelt • One pen holder pocket with two additional internal pockets • One main compartment • One outside front pocket • Thermoformed back panel • Top and front grab handles • Two internal slash pockets • Two side stash pockets

**CONSTRUCTION:** 1260 Ballistic Nylon • 420 ripstop

SIZE	ONE SIZE (ADJUSTABLE)			
WEIGHT	620 GRAMS/1 LB 8 OZ			
VOLUME	1110 CU IN/18 L			
COLOURS	 BLACK	 PELICAN	 SANGRIA	 ZINC









FLASH

DESIGN: Top loading function for fast paced lifestyles. Nalgene™ friendly bottle pockets keep fluids available, internal pockets store the little stuff and dual compartments keep gym gear and groceries from cross-pollinating during the ride home.

FEATURES: Dual density shoulder straps • One and half inch webbing hipbelt • One pen holder pocket with two additional internal pockets • Thermoformed back panel • Three internal stash slots • Top grab loop • Two main compartments • Two outside front pockets • Two side bottles holder pockets (holds 1 litre Nalgene) • Two side compression straps • Wire outlet

CONSTRUCTION: 1260 Ballistic Nylon • 420 ripstop • Hypalon™

SIZE	ONE SIZE (ADJUSTABLE)			
WEIGHT	880 GRAMS/ 1 LB 15 OZ			
VOLUME	1587 CU IN/ 26 L			
COLOURS	 BLACK	 PELICAN	 SANGRIA	 ZINC







FLARE

DESIGN: A daily use top loader with stepped-up volume. Thermoformed back panel with internal framesheet and stay protects against odd shaped objects and supports heavier loads, side pockets hold a double dose of hydration and two internal compartments keep work and play separate.

FEATURES: Dual density shoulder straps • Expandable jacket carrier (on pack front) • Four side compression straps • One and half inch webbing hipbelt • One outside front pocket • One pen holder pocket with two additional internal pockets • Thermoformed back panel • Three internal stash slots • Top grab loop • Two main compartments • Two side bottles holder pockets (holds 1 litre Nalgene) • Wire outlet

CONSTRUCTION: 1260 Ballistic Nylon • 420 ripstop • Hypalon™

SIZE	ONE SIZE (ADJUSTABLE)			
WEIGHT	1460 GRAMS/ 3 LB 4 OZ			
VOLUME	1953 CU IN/ 32 L			
COLOURS	 BLACK	 PELICAN	 SANGRIA	 ZINC







### ARRO 16

**DESIGN:** A tough urban guerrilla pack for commuting or styling around town. Thermoformed shaping wears comfortably and WaterTight™ construction helps keep the rain out. Graced with a clever Armourlite™ kangaroo pocket for digital toys.

**FEATURES:** Armourlite™ kangaroo pocket • Moulded Zipper Garages™  
• One inch webbing hipbelt • Bladder pocket and external hose clip  
• Thermoformed back panel • Top grab handle • Two mesh side pockets

**CONSTRUCTION:** HDPE framesheet • 1680D Ballistic Nylon • Armourlite™

SIZE	ONE SIZE (ADJUSTABLE)	
WEIGHT	900 GRAMS/2 LB	
VOLUME	1010 CU IN/16 L	
COLOURS	 BLACK	 TAN





### ARRO 22

**DESIGN:** Advanced materials and distinctive design make the larger Arro both sleek and functional. Panel loading WaterTight™ zipper, stretch hydration pocket and a tough Armourlite™ kangaroo pocket add an escapist aspect to this metro pack.

**FEATURES:** Armourlite™ kangaroo pocket • Moulded Zipper Garages™  
• One inch webbing hipbelt • Bladder pocket and external hose clip  
• Thermoformed back panel • Top grab handle • Two mesh side pockets

**CONSTRUCTION:** HDPE framesheet • 1680D Ballistic Nylon • Armourlite™

SIZE	ONE SIZE (ADJUSTABLE)	
WEIGHT	1100 GRAMS/2 LB 7 OZ	
VOLUME	1400 CU IN/22 L	
COLOURS	 BLACK	 TAN






### SPEAR 20

**DESIGN:** Benefiting from a narrow profile, the Spear 20 easily transitions through track, trail and road. Hydration bladder compatibility keeps the fluids flowing, a CD sleeve stores the desired tunes and multiple stash pockets organize your clutter.

**FEATURES:** Bladder pocket and external hose clip • Internal CD player pocket • One inch webbing hipbelt • One large front pocket • Padded bottom • Removable waist belt • Two side pockets with Zipper Garages™

**CONSTRUCTION:** HDPE framesheet • 1260D Ballistic Nylon  
• 630D Superpack nylon • Hypalon™

SIZE	ONE SIZE (ADJUSTABLE)		
WEIGHT	935 GRAMS/2 LB 1 OZ		
VOLUME	1220 CU IN/20 L		
COLOURS	 BLACK	 CITRUS	 PELICAN






## SPEAR 24

**DESIGN:** The larger Spear is easily applied to any activity. Hydrator compatibility, liberating narrow profile and logical pocket organization conform to the demands of multi-sport routines.

**FEATURES:** Bladder pocket and external hose clip • Padded bottom • Double layered front pocket • Internal CD player pocket • One inch webbing hipbelt • Removable waist belt • Two mesh side pockets

**CONSTRUCTION:** HDPE framesheet • 1260D Ballistic Nylon • 630D Superpack nylon • Hypalon™

SIZE	ONE SIZE (ADJUSTABLE)		
WEIGHT	980 GRAMS/2 LB 2 OZ		
VOLUME	1460 CU IN/24 L		
COLOURS	 BLACK	 CITRUS	 PELICAN







## Q5

**DESIGN:** A smaller substitute for a daypack, the Q5 fits an afternoon's worth of stuff. Five liters of volume, comfortable form fitted belt and a single water bottle holster. Ideal for long trail runs, groomed track skating or winter cardio training.

**FEATURES:** External grab loop • Hypalon™ bottle holster • One inside zippered pocket • SquashPod™ waist belt • Two wand pockets

**CONSTRUCTION:** 630D high tenacity superpack nylon • 420D Ripstorm™ • Hypalon™



SIZE	ONE SIZE (ADJUSTABLE)		
WEIGHT	522 GRAMS/1 LB 2 OZ		
VOLUME	315 CU IN/5 L		
COLOURS	 BLACK	 CINDER	 COBALT
	 INKSPOT	 GARNET	 REDROCK

## Q10






**DESIGN:** For larger lumbar capacity, the Q10 fills the void. A WaterTight™ zipper seals out weather, dual mesh pockets hold two water bottles and Hypalon™ compression cinches down bulky items. A contoured waist suspension system keeps loads supported while nordic skiing, day hiking or ski patrolling.

**FEATURES:** External grab loop • Hypalon™ bottle holster • One inside zippered pocket • SquashPod™ waist belt • Two wand pockets

**CONSTRUCTION:** 630D high tenacity superpack nylon • 420D Ripstorm™ • Hypalon™



bottles not included

SIZE	ONE SIZE (ADJUSTABLE)		
WEIGHT	718 GRAMS/1 LB 9 OZ		
VOLUME	630 CU IN/10 L		
COLOURS	 BLUEGRASS	 BLACK	 COBALT
	 INKSPOT	 GARNET	

TRAVEL

Discovering what lurks beyond the next bend motivates us all to explore, so we built tough bags for the rigors of travel. We use fabrics that are tough enough to survive remote journeys and feature our products with pockets that organize everything needed to slide across international borders, multiple time zones or remote mountain passes.

Our Blade packs are defined by a unique side access system that keeps files, electronics and printed materials logically organized. Thermoformed back panels and cushiony dual density straps soothe weary shoulders and slotted pocketing dials in phones, guidebooks or trip journals. Strong and sturdy, our Duffels use bombproof 1260D Ballistic Nylon, a burly nickel plated #10 zipper and a 5mm foam liner base for the ultimate survivability package.




DUFFLE BAG

DESIGN: Our duffels are made to withstand the intense rigors of both expedition use and airline travel. Double layered base and compression straps protect your pack on the flight, under the bus or in the back of the truck.

- FEATURES: Compression straps • Double layered base
- Grab handle • Removable foam base liner • Two external pockets
  - Removable shoulder strap

CONSTRUCTION: Nickel plated locking sliders

- 1260D Ballistic Nylon • 5mm LD foam base liner



	WEIGHT	VOLUME
V8	1450 GRAMS/3 LB 3 OZ	5187 CU IN/85 L
V10	1600 GRAMS/3 LB 8 OZ	6400 CU IN/105 L
V13	1900 GRAMS/4 LB 3 OZ	7900 CU IN/130 L
COLOUR	 BLACK	

BLADE 13

DESIGN: Side loading function for mastering the workday routine. A handy slot holsters your cell and dual compartments store important files or laptops. Internal organization combined with legendary Arc’Teryx craftsmanship.

- FEATURES: Dual density shoulder straps • Hypalon™ Zipper Garages™
- Key clip • Cell phone slot • Internal stash pocket • Outside front pocket
  - Side zippered access for files and laptops • Thermoformed back panel
  - Three pen holder pockets • Top and side grab handles
  - Two main compartments

CONSTRUCTION: HDPE framesheet • 7075 aluminum stays  
1260 Ballistic Nylon • 630D superpack nylon • Hypalon™

SIZE	ONE SIZE (ADJUSTABLE)	
WEIGHT	1020 GRAMS/2 LB 3 OZ	
VOLUME	793 CU IN/13 L	
COLOURS	 BLACK	 GRAVEL





BLADE 21

DESIGN: When personal responsibility climbs, the larger Blade holds a bigger workload. Side zips access laptops, files or portfolios. Cell stash, internal pen pockets and a comfortable thermoformed back panel for completing the daily commute.

- FEATURES: Dual density shoulder straps • Hypalon™ Zipper Garages™
- Key clip • Cell phone slot • Internal stash pocket • Outside front pocket
  - Top pocket • Side zippered access for files and laptops • Thermoformed back panel
  - Three pen holder pockets • Top and side grab handles
  - Two main compartments

CONSTRUCTION: HDPE framesheet • 7075 aluminum stays  
• 1260 Ballistic Nylon • 630D superpack nylon • Hypalon™

SIZE	ONE SIZE (ADJUSTABLE)	
WEIGHT	1140 GRAMS/2 LB 8 OZ	
VOLUME	1281 CU IN/21 L	
COLOURS	 BLACK	 GRAVEL



URBAN FANNY

DESIGN: A stash bag for your most important possessions. Easily fits a wallet, multi-tool and other extrabeous stuff. Contoured fit and ARC’TERYX quality.


KNEE CAPS

DESIGN: Keep your most important joint healthy with these uniquely sculpted pads. Real protection and easy movement for rock-hard ice, dual suspension folly or drop knee style. Much cheaper than reconstructive surgery.

FEATURES: Anatomic design with two straps for proper fit • Low profile camlocks provide adjustability without destructive abrasion • Mesh storage bag included • VAPOR™ technology

CONSTRUCTION: Ev50® • Kydex®

SIZE:	ONE SIZE (ADJUSTABLE)
WEIGHT:	154 GRAMS/5.4 OZ



ACCESSORY POCKET

DESIGN: Adding volume is simple with our modular pocketing options. Designed for gear addicts who absolutely need their space. Convenient, simple and versatile.

CONSTRUCTION: 500D Cordura • 1000D Cordura

SIZE:	350 CU IN/6 L
WEIGHT:	140 GRAMS/5 OZ



PACK COVER

DESIGN: If the Biblical downpour is bringing you visions of Noah, it's time for a pack cover. We offer waterproof pack security for the two-by-two march. Sized to fit all our creations.

FEATURES: Taped seams • Three sizes for excellent fit (small for 35-60 litres, medium for 60-80 litres, large for up to 95 litres)

CONSTRUCTION: 70D denier double Ripstop™ nylon





## T-SHIRTS

DESIGN: A variety of stylish logo designs on an assortment of cool coloured Ts to help stave off the inevitable laundry day.



## TOQUES

DESIGN: The perfect compliment for your melon on a cold day. Non-itch and acrylic fabrics. Canadian made. Canadian quality. Canadian tradition, eh.



"Fresh" - smoke/gravel



"3-Stripe" - black/powder



"Herbie" - sangria/gravel



"Classic Beanie" - black



"Easy" - citrus/gravel



"Fresh" - gravel/sangria



"3-Stripe" - ocean/citrus



"Herbie" - iron/vodka



"Classic Beanie" - pewter



"Easy" - black/sangria

## BIRD LIDS

DESIGN: Our 100% cotton caps have a low fitting peak and adjustable sizing. All caps are marked with the BIRD and/or ARC'TERYX logos.





FIT INFO

ALPINE: Specialized alpinist activity places definite demands not only on function and performance, but also on fit. Eager to accommodate we sculpt our apparel for the predictable ranges of climber motion. Our alpine styles are athletically shaped with slimmed down silhouettes that eliminate bulk and allow far-reaching extension. We utilize longer gusseted arms to minimize garment lift, differentially sculpt sides to increase freedom without bulking up on material and make use of seam articulation to generously enhance mobility. The end result is a sleek and unencumbering alpine focused fit.

SNOWSPORTS: Since big mountain athletes demand special attention we grade our snowsports apparel on a different curve. We provide a more relaxed aesthetic for our descent styles, but engineered the shaping to counter boxy, bulky or binding conventional cuts. These three-dimensional shapes are efficiently patterned to subtly conform to the kinetic arcs and natural curves of riders and skiers. A looser drape and expanded circumferences bring a distinct feeling of individual freedom to the line.

WOMEN’S: As a response to bland, ill-fitting technical apparel, our women’s fit has been reshaped for a different curve. Patterned by active women, our styles are sculpted for motion and shaped to accentuate fit silhouettes. Waists now hang comfortably on the hips, tops sport a flattering hourglass drape and sizes have been trued for anatomic variability. Cutting out bulk and rediscovering individualized style, our women’s technical wear now exudes both strength and confidence.

Women’s Sizing  
Body measurements in inches and centimeters

	X-SMALL		SMALL		MEDIUM		LARGE		EXTRA LARGE	
SIZE	4		8		12		16		18	
	33"	84 CM	35"	89 CM	38"	97 CM	41"	104 CM	44"	112 CM
	24"	61 CM	26"	66 CM	29"	74 CM	32"	81 CM	35"	89 CM
	35"	89 CM	37"	94 CM	40"	102 CM	43"	109 CM	46"	117 CM
	29 1/2"	75 CM	30 1/2"	77 CM	31 1/2"	80 CM	32 1/2"	83 CM	33 1/2"	91 CM
	26 3/4"	68 CM	27 7/8"	71 CM	29"	74 CM	30 1/8"	77 CM	31 1/4"	79 CM
BUST	28 3/4"	73 CM	29 7/8"	76 CM	31"	79 CM	32 1/8"	82 CM	33 1/4"	84 CM

Men’s Sizing  
Body measurements in inches and centimeters

	X-SMALL		SMALL		MEDIUM		LARGE		EXTRA LARGE	
CHEST	34"	86 CM	37"	94 CM	40"	102 CM	43"	109 CM	46"	117 CM
WAIST	27"	69 CM	30"	76 CM	33"	84 CM	36"	91 CM	39"	99 CM
HIP	34"	86 CM	37"	94 CM	40"	102 CM	43"	109 CM	46"	117 CM
CENTRE BACK TO WRIST	32"	81 CM	33"	84 CM	34"	86 CM	35"	89 CM	36"	91 CM
INSEAM										
TECHNICAL PANT SHORT	27 1/4"	69 CM	27 7/8"	71 CM	28 1/2"	72 CM	39 1/8"	74 CM	29 3/4"	76 CM
TECHNICAL PANT REGULAR	29 1/4"	74 CM	29 7/8"	76 CM	30 1/2"	77 CM	31 1/8"	79 CM	31 3/4"	81 CM
TECHNICAL PANT TALL	31 1/4"	79 CM	31 7/8"	81 CM	32 1/2"	82 CM	33 1/8"	84 CM	33 3/4"	86 CM

Unisex Sizing  
Body measurements in inches and centimeters

	X-SMALL		SMALL		MEDIUM		LARGE		EXTRA LARGE	
CHEST	34"	86 CM	37"	94 CM	40"	102 CM	43"	109 CM	46"	117 CM
WAIST	27"	69 CM	30"	76 CM	33"	84 CM	36"	91 CM	39"	99 CM
CENTRE BACK TO WRIST	30.5"	77 CM	32 1/4"	82 CM	34"	86 CM	35"	89 CM	36"	91 CM


## ABOUT ARC'TERYX

We are dedicated to producing the finest quality, most thoroughly engineered outdoorwear, backpacks, harnesses, gloves and accessories on this planet. We control quality at every step of the design and manufacturing process. We proudly warranty every product we make to be free of defects in materials and workmanship. If you ever have a problem with an ARC'TERYX product, return it to the place of purchase. We will repair or replace it. We ask that you please clean the item before you return it, otherwise we may assess cleaning charges before a review can be made.


The ARC'TERYX Lifetime Warranty: Any defects in materials or workmanship are covered for the lifetime of the product. Product damage through wear and tear, neglect or misuse will be repaired at a nominal charge. All GORE-TEX® products are backed by the "Guaranteed to Keep You Dry®" GORE-TEX® lifetime warranty.

Disclaimer: Some aspects of mountaineering, skiing and other outdoor activities, including but not limited to technical rock, ice and snow climbing, are potentially hazardous and dangerous. Any persons using equipment made by us in any manner is personally responsible for learning the proper techniques involved, and assumes all risks and accepts full and complete responsibility for any and all damages or injury of any kind, including death, which may result from the use of any equipment listed through out this catalogue.

## HARNESS MEASUREMENT CHARTS



## PACK MEASUREMENT CHARTS




## ACKNOWLEDGMENTS

Photographic inspiration: Frank Huster (frankhuster.com), Seattle. Photos page 1 and 46 .  
All other equipment photos: Brian Goldstone, resident ARC'TERYX creative photo luminary and fast guy on a bike.  
All hardware equipment shown is owned and lovingly abused by ARC'TERYX Customer Service employees.  
Product photo styling and re-touching: Fotografica Studio, North Vancouver.

PRINTED IN CANADA by Mitchell Press, Vancouver.





ARCTERYX

2770 Bentall Street, Vancouver, BC

Canada V5M 4H4

1.800.985.6681

[bird@arcteryx.com](mailto:bird@arcteryx.com) • [www.arcteryx.com](http://www.arcteryx.com)